


01/14/2012

ALBEMARLE COUNTY SERVICE AUTHORITY

AGENDA ITEM EXECUTIVE SUMMARY

AGENDA TITLE: Consent Agenda – Financial Reports	AGENDA DATE: January 19, 2012
STAFF CONTACT(S)/PREPARER: Lisa L. Breeden, Finance Director 	ACTION: <input type="checkbox"/> INFORMATION: <input checked="" type="checkbox"/>
	CONSENT AGENDA: ACTION: <input type="checkbox"/> INFORMATION: <input checked="" type="checkbox"/>
	ATTACHMENTS: <input checked="" type="radio"/> (YES) <input type="radio"/> (NO)

BACKGROUND: In addition to the monthly check registers and usage reports, a full set of financial reports are attached for your review.

DISCUSSION:

- ◆ Revenues exceeded expenses in the second quarter of fiscal year 2012 resulting in a surplus of \$1,374,292. A surplus is typical at this time of year since many expenses, primarily the costs for the purchase of bulk water and sewer treatment, are not paid until the next month. RWSA's invoice of \$1.076 million for the month of December was paid on January 11, 2012.
- ◆ More than \$3.67 million was spent on capital projects by the end of December.
- ◆ 133 water meters, including (2) two 1" meters and (9) five 1 ½" meters, have been set this fiscal year. Prepaid water and sewer connections fees total \$2.79 million at month end.
- ◆ Interest earnings on short and long-term investments remain low; weighted average monthly interest is 0.76% on \$13,081,256. Year-to-date interest earnings, including interest accrued but not yet posted, are \$44,304.
- ◆ Water usage for the month of December was down nearly 5% as compared to November. Year-to-date water usage is 5.4% lower than this time last year.

BUDGET IMPACT: Information Only

RECOMMENDATIONS: None

BOARD ACTION REQUESTED: None

ATTACHMENTS:

1. Revenue & Expense Report
2. 3R Report
3. Balance Sheet & Income Statement for the month of December
4. Investment Summary
5. Water and Sewer Reports and Comparisons for the month of December
6. Check Registers for the month of December

	Fiscal Year 2012						Fiscal Year 2011					
	Budget	2nd Quarter		Year-to-Date		Projected Year-to-Date 50.00% of Budget	Budget	2nd Quarter		Year-to-Date		
		Revenues, Expenses, and % of Budget	Revenues, Expenses, and % of Budget	Revenues, Expenses, and % of Budget	Revenues, Expenses, and % of Budget			Revenues, Expenses, and % of Budget	Revenues, Expenses, and % of Budget			
Operating Revenue												
<i>Water & Sewer Volume and Service Charges</i>												
Urban		\$4,282,858		\$9,444,714			\$4,530,065		\$9,963,823			
Crozet		\$431,643		\$955,126			\$456,450		\$995,611			
Scottsville		\$37,290		\$81,669			\$43,071		\$92,101			
Total Operating Revenue	\$20,995,823	\$4,751,791	22.63%	\$10,481,509	49.92%	\$10,497,912	\$20,292,006	\$5,029,586	7.39%	\$11,051,535	54.46%	
Non-Operating Revenue												
<i>System Connection Charges:</i>												
<i>Water Connection Charges</i>												
Urban		\$14,073		\$22,229			\$13,756		\$25,791			
Crozet		\$8,252		\$13,730			\$3,687		\$10,599			
Scottsville		\$0		\$0			\$0		\$0			
Subtotal	\$78,600	\$22,325	28.40%	\$35,959	45.75%	\$39,300	\$65,500	\$17,443	4.12%	\$36,390	55.56%	
<i>Sewer Connection Charges</i>												
Urban		\$0		\$2,998			\$707		\$1,297			
Crozet		\$0		\$8,268			\$3,186		\$3,186			
Scottsville		\$0		\$0			\$0		\$0			
Subtotal	\$4,440	\$0	0.00%	\$11,266	253.74%	\$2,220	\$3,700	\$3,893	0.00%	\$4,483	121.16%	
<i>Customer Contributions (System Development & Rivanna Capacity Fees)</i>												
Water	\$1,459,298	\$893,854		\$1,234,178			\$1,135,184	\$323,800		\$698,845		
Sewer	\$1,281,280	\$868,977		\$1,172,610			\$1,119,834	\$268,156		\$609,251		
Subtotal	\$2,740,578	\$1,762,831	64.32%	\$2,406,788	87.82%	\$1,370,289	\$2,255,018	\$591,956	7.05%	\$1,308,096	58.01%	
Total System Connection Charges	\$2,823,618	\$1,785,156	63.22%	\$2,454,013	86.91%	\$1,411,809	\$2,324,218	\$613,292	26.39%	\$1,348,969	58.04%	
<i>Buck Mountain Surcharge</i>	\$72,400	\$16,700	23.07%	\$22,400	30.94%	\$36,200	\$72,400	\$8,700	4.70%	\$18,100	25.00%	
<i>Interest</i>	\$118,000	\$26,274	22.27%	\$28,211	23.91%	\$59,000	\$81,525	\$14,787	1.98%	\$19,305	23.68%	
<i>Miscellaneous</i>	\$524,940	\$206,375	39.31%	\$441,725	84.15%	\$262,470	\$507,950	\$147,103	8.45%	\$387,077	76.20%	
Total Non-Operating Revenue	\$3,538,958	\$2,034,505	57.49%	\$2,946,349	83.25%	\$1,769,479	\$2,986,093	\$783,882	26.25%	\$1,773,451	59.39%	
Total Operating & Non-Operating Revenue	\$24,534,781	\$6,786,295	27.66%	\$13,427,858	54.73%	\$12,267,391	\$23,278,099	\$5,813,468	24.97%	\$12,824,986	55.09%	
Operating Expenses												
<i>RWSA - Purchase of Water</i>	\$6,346,233	\$1,650,675	26.01%	\$2,871,485	45.25%	\$3,173,117	\$7,089,833	\$1,640,866	0.00%	\$2,819,619	45.33%	
<i>RWSA - Sewer Treatment</i>	\$5,330,061	\$1,706,211	32.01%	\$2,611,017	48.99%	\$2,665,031	\$4,878,593	\$1,263,086	8.59%	\$2,004,161	41.08%	
<i>Administration</i>	\$1,554,249	\$256,201	16.48%	\$659,675	42.44%	\$777,124	\$1,501,380	\$379,990	11.83%	\$656,432	43.72%	
<i>Finance</i>	\$1,510,841	\$322,462	21.34%	\$356,492	23.60%	\$755,421	\$1,374,470	\$266,232	7.52%	\$588,008	42.78%	
<i>Engineering</i>	\$1,322,052	\$291,086	22.02%	\$647,408	48.97%	\$661,026	\$1,295,727	\$281,582	7.17%	\$644,617	49.75%	
<i>Maintenance</i>	\$2,532,956	\$419,020	16.54%	\$994,840	39.28%	\$1,266,478	\$2,392,428	\$420,856	6.59%	\$965,089	40.34%	
<i>Operating Reserve</i>	\$371,350	\$0	0.00%	\$0	0.00%	\$185,675	\$355,826	\$0	0.00%	\$0	0.00%	
Total Operating Expenses	\$18,967,742	\$4,645,655	24.49%	\$8,140,917	42.92%	\$9,483,871	\$18,888,257	\$4,252,612	22.51%	\$7,677,926	40.65%	
Non-Operating Expenses												
<i>800 Code Equipment Expenses</i>	\$14,000	\$12,571	89.79%	\$12,571	89.79%	\$7,000	\$83,000	\$0	0.00%	\$7,515	9.05%	
<i>Prior Year Expenses/Reappropriations</i>	(\$74,323)	\$0	0.00%	(\$74,323)	0.00%	(\$37,161)	(\$26,898)	(\$18,325)	0.00%	(\$18,325)	0.00%	
<i>Repair/Replacement Reserves</i>	\$439,911	\$0	0.00%	\$0	0.00%	\$219,956	\$377,216	\$0	0.00%	\$0	0.00%	
<i>Buck Mountain Surcharge Expense</i>	\$72,400	\$0	0.00%	\$3,000	4.14%	\$36,200	\$72,400	(\$200)	0.00%	\$6,600	9.12%	
<i>Existing Debt Service</i>	\$442,350	\$0	0.00%	\$0	0.00%	\$221,175	\$369,197	(\$369,197)	0.00%	\$369,197	100.00%	
<i>Projected Debt Service</i>	\$0	\$0	0.00%	\$0	0.00%	\$0	\$121,138	\$0	0.00%	\$0	0.00%	
<i>Transfer for Capital Expenses</i>	\$4,702,648	\$753,777	16.03%	\$856,044	18.20%	\$2,351,324	\$4,098,700	\$388,384	9.48%	\$1,926,790	47.01%	
Total Non-Operating Expenses	\$5,596,986	\$766,348	13.69%	\$797,292	14.25%	\$2,798,493	\$5,094,753	\$662	0.01%	\$2,291,777	44.98%	
Total Operating & Non-Operating Expenses	\$24,564,728	\$5,412,003	22.03%	\$8,938,209	36.39%	\$12,282,364	\$23,983,010	\$4,253,274	17.73%	\$9,969,703	41.57%	
Operating & Non-Operating Surplus	(\$29,947)	\$1,374,292		\$4,489,649			(\$704,911)	\$1,560,194		\$2,855,283		
							Fortis Software			Dam Design		
Capital Improvements Funding												
<i>Transfer from Operating & Non-Operating Revenues</i>	\$4,702,648	\$753,777	16.03%	\$856,044	18.20%	\$2,351,324	\$4,098,700	\$388,384	9.48%	\$1,926,790	47.01%	
<i>Transfer from 3R Reserves</i>	\$1,450,000	\$0	0.00%	\$0	0.00%	\$725,000	\$1,925,000	\$0	0.00%	\$0	0.00%	
<i>Use of Bond Funds</i>	\$4,441,952	\$1,802,363	41%	\$2,815,739	63.39%	\$2,220,976	\$9,650,000	\$0	0.00%	\$0	0.00%	
Total Capital Improvements Funding	\$10,594,600	\$2,556,140	24.13%	\$3,671,783	34.66%	\$5,297,300	\$15,673,700	\$388,384	2.48%	\$1,926,790	12.29%	
Capital Improvements Expenses												
<i>Water & Wastewater Capital Improvements</i>	\$10,594,600	\$2,556,140	24.13%	\$3,671,783	34.66%	\$5,297,300	\$15,673,700	\$388,384	2.48%	\$1,926,790	12.29%	
Capital Improvements Surplus (Deficit)	\$0	\$0		\$0			\$0	\$0		\$0		



Repair, Replacement, and Rehabilitation Fund
2nd Quarter - FY 2012

Acct. #	Capital Project Name	Balances at 6/30/11	2nd Quarter Expenses	Year-to-Date Expenses	Close Outs	Current Balances	*Acquisition and Use of Easements	Expenses to Date	Budget Appropriation	Unexpended/ (Over-expended) Appropriation
302000	Facility Imp.-Maint. Shop/Main Office	\$69,360	\$835	\$20,962		\$90,322		\$90,322	\$135,900	\$45,578
304000	ACSA Office Renovations	\$700,218	\$0	\$0		\$700,218		\$700,218	\$764,725	\$64,507
308000	Scottsville Streetscape Project	\$15,036	\$0	\$0		\$15,036		\$15,036	\$82,000	\$66,964
309000	Key West Water Main Replacement	\$3,409	\$71,310	\$71,310		\$74,719		\$74,719	\$363,952	\$289,233
310000	Shopper's World Water Main Relocation	\$24,905	\$90,126	\$90,158		\$115,063		\$115,063	\$107,723	(\$7,340)
311000	St.George Ave/Buck Rd W Main Repl.	\$163,770	\$8,888	\$19,388		\$183,158		\$183,158	\$218,274	\$35,117
312000	Ashcroft Water System Project	\$212,786	\$2,718	\$28,219		\$241,005		\$241,005	\$277,047	\$36,042
313000	Scottsville PRV & ATV Replacement	\$12,970	\$0	\$0		\$12,970		\$12,970	\$15,000	\$2,030
315000	Williston & Emerson Dr. WL Rep	\$113,367	\$3,437	\$3,981		\$117,348	\$11,680	\$129,028	\$825,719	\$696,691
318000	Downtown Crozet Streetscape	\$27,686	\$0	\$0		\$27,686		\$27,686	\$60,000	\$32,314
319000	Jarman Gap	\$0	\$15,408	\$15,111		\$15,111		\$15,111	\$22,822	\$7,711
320000	Berwick Rd. Water Main Repl.	\$27,684	\$840	\$2,709		\$30,393		\$30,393	\$326,743	\$296,350
321000	Canterbury Hills Water Main Repl.	\$687,561	\$851	\$0		\$687,561	\$2,650	\$690,211	\$539,583	(\$150,628)
324000	Glenmore Water Tank Study	\$36,644	\$3,307	\$7,358		\$44,002		\$44,002	\$82,190	\$38,188
325000	West Leigh Tank Study	\$75,112	\$497	\$0		\$75,112		\$75,112	\$79,390	\$4,278
326000	Hardware St Water Main Ext Project	\$151,985	\$2,242	\$3,770		\$155,755		\$155,755	\$169,423	\$13,668
328000	Camp Holiday Trails W Quality Eval. Study	\$76,473	\$0	\$0		\$76,473		\$76,473	\$79,490	\$3,017
330000	Buckingham CI W&S Project	\$156,387	\$465	\$465		\$156,852		\$156,852	\$202,585	\$45,733
340000	Brookway Rd Aerial Sewer Crossing Sewe	\$27,933	\$34,002	\$33,393		\$61,325		\$61,325	\$70,105	\$8,780
342000	Oak Hill Sewer Project	\$150,688	\$126,946	\$131,361		\$282,049	\$15,279	\$297,328	\$881,900	\$584,572
343000	Camelot WWTP Program	\$4,969	\$0	\$0		\$4,969		\$4,969	\$15,000	\$10,031
344000	Camelot WWTP Upgrade	\$258,277	\$0	\$0		\$258,277		\$258,277	\$423,500	\$165,223
345000	Boar's Head Inn Sewer Repl Proj	\$350,381	\$0	\$32		\$350,413		\$350,413	\$334,060	(\$16,353)
346000	Crozet Sewer Pump Station	\$75,327	\$0	\$0		\$75,327		\$75,327	\$75,227	(\$100)
347000	Old Forge Sewer Pump Station	\$108,449	\$1,158	\$0		\$108,449		\$108,449	\$100,627	(\$7,822)
348000	Crozet SSES Project	\$369,914	\$52,548	\$90,331		\$460,245		\$460,245	\$647,184	\$186,939
349000	Biscuit Run Drainage Basis SSES	\$102,796	\$13,649	\$66,197		\$168,993		\$168,993	\$309,385	\$140,392
350000	Misc. Sanitary Sewer Rehabilitation	\$0	\$0	\$0		\$0		\$0	\$163,550	\$163,550
351000	Scottsville Drainage Basin SSES	\$122,418	\$0	\$0		\$122,418		\$122,418	\$124,490	\$2,072
353000	Kappa Sigma - WL	\$0	\$0	\$0		\$0		\$0	\$7,624	\$7,624
354000	Kappa Sigma - SL	\$0	\$0	\$0		\$0		\$0	\$8,682	\$8,682
356000	North Fork Regional Pump Station	\$3,493,540	\$1,262,300	\$2,690,580		\$6,184,120	\$804,521	\$6,988,641	\$10,765,879	\$3,777,238
357000	Meadowcreek Drainage Basin S Rehab	\$2,345,261	\$91,067	\$141,183		\$2,486,444		\$2,486,444	\$2,484,130	(\$2,314)
359000	Northfields Sewer	\$468,342	\$0	\$0		\$468,342	\$13,285	\$481,627	\$449,163	(\$32,464)
360000	ACSA Construction Crew	\$0	\$0	\$0		\$0		\$0	\$81,335	\$81,335
361000	PVCC Sewer Relocation Project	\$0	\$0	\$0		\$0		\$0	\$20,360	\$20,360
361500	Confederate Street Water Main Repl	\$0	\$2,689	\$2,689		\$2,689		\$2,689	\$12,535	\$9,846
362000	Redfields Pump Station Project	\$14,397	\$19,440	\$0		\$14,397		\$14,397	\$17,600	\$3,203
363000	Montvue Water Main Repl	\$0	\$0	\$0		\$0		\$0	\$8,000	\$8,000
364000	Boundary Valve Insertion Project	\$46,975	\$0	\$0		\$46,975		\$46,975	\$59,600	\$12,625
365000	Glenmore Pump Station Project	\$0	\$0	\$0		\$0		\$0	\$3,500	\$3,500
366000	East Market St Water Main Repl	\$0	\$15	\$0		\$0		\$0	\$18,400	\$18,400
367000	Univ. Commons Water Main Repl	\$0	\$4,043	\$0		\$0		\$0	\$13,600	\$13,600
368000	Arden Place Water Extension	\$12,656	\$2,104	\$6,335		\$18,991		\$18,991	\$29,000	\$10,010
369000	Hollymeade Water Mn. Repl. Ph. 1	\$178,017	\$6,898	\$89,165		\$267,182		\$267,182	\$359,000	\$91,818
374000	Water Tank Inspection Project	\$51,108	(\$3,705)	\$2,104		\$53,212		\$53,212	\$57,555	\$4,343
375000	Geographical Info System	\$267,278	\$0	\$0		\$267,278		\$267,278	\$369,973	\$102,695
377000	SCADA System Study	\$118,521	\$14,367	\$30,690		\$149,211		\$149,211	\$185,114	\$35,903
378000	Meter Testing Project	\$14,057	\$22,183	\$85,815		\$99,872		\$99,872	\$298,000	\$198,128
393000	¹ Pump Station Fencing Projects	\$2,515	\$0	\$0		\$2,515		\$2,515	\$15,000	\$12,485
394000	² Pump Station Paving Projects	\$30,842	\$0	\$0		\$30,842		\$30,842	\$33,400	\$2,558
397000	Oversizing Agreements	\$24,720	\$429,155	\$0		\$24,720		\$24,720	\$31,825	\$7,105
399000	Miscellaneous Const.	\$0	\$0	\$0		\$0		\$0	\$10,000	\$10,000
		\$11,194,730	\$2,279,781	\$3,633,304	\$0	\$14,828,034	\$847,415	\$15,675,450	\$22,836,869	\$7,161,420

³ Equipment Replacement Expenses: \$102,164 \$110,079
 Building Maintenance Expenses: \$0 \$0

3R Fund Balance \$8,918,656
Balance, 2010 W&S Revenue Bond Proceeds (close 11/12/2010) \$5,797,339
Less Designation for Equipment Replacement & Building Maintenance: (\$514,894)
Less Unexpended (Over-expended) Appropriations: (\$7,161,420)
3R Fund Available Balance: \$7,039,682

* Reflects the capitalization of easements as required with the implementation of GASB Statement Number 51, "Accounting and Financial Reporting for Intangible Assets."

¹ Briarwood & Oak Forest

² Northfields, Georgetown Green, Ednam, Crozet, & Redfields

³ Details - see page 2

Additional Appropriations Needed for Over-expended Projects: \$217,022

Albemarle County Service Authority
Five Column Balance Sheet with Year to Date Activity
December 2011

	YTD Opening Balance	YTD Debits	YTD Credits	Net Change	YTD Closing Balance
ASSETS					
----- Unrestricted Assets -----					
Cash	6,704,507.20	36,052,501.92	35,076,150.27	976,351.65	7,680,858.85
Unrestricted Investments	4,068,577.25	11,994.10	2,049.30	9,944.80	4,078,522.05
Interest Purchased Receivable	3,701.56	0.00	0.00	0.00	3,701.56
Accounts Receivable	1,498,359.48	11,474,691.34	11,461,665.28	13,026.06	1,511,385.54
Contracts Receivable Current	0.00	0.00	0.00	0.00	0.00
Inventory	305,313.86	212,114.16	173,480.01	38,634.15	343,948.01
PrePaid Expenses	152,485.19	7,990.33	152,506.11	(144,515.78)	7,969.41
Total Unrestricted Assets	\$12,732,944.54	\$47,759,291.85	\$46,865,850.97	\$893,440.88	\$13,626,385.42
----- Restricted Assets -----					
Restricted Cash	9,410,531.07	1,852,697.55	4,418,905.18	(2,566,207.63)	6,844,323.44
Restricted Investments	8,984,467.82	23,182.68	4,916.70	18,265.98	9,002,733.80
Interest Receivable - Restricted	12,392.19	0.00	0.00	0.00	12,392.19
Total Restricted Assets	\$18,407,391.08	\$1,875,880.23	\$4,423,821.88	(\$2,547,941.65)	\$15,859,449.43
----- Other Assets -----					
Contracts Receivable Less Current	30,603.45	0.00	0.00	0.00	30,603.45
Total Other Assets	\$30,603.45	\$0.00	\$0.00	\$0.00	\$30,603.45
----- Capital Assets -----					
Land, Structures, Equipment, Improvements	122,715,772.94	1,771,336.08	873.97	1,770,462.11	124,486,235.05
Accumulated Depreciation	(31,880,250.00)	932.06	1,243,216.31	(1,242,284.25)	(33,122,534.25)
Construction In Progress	11,194,732.86	4,385,287.43	751,986.62	3,633,300.81	14,828,033.67
Total Capital Assets	\$102,030,255.80	\$6,157,555.57	\$1,996,076.90	\$4,161,478.67	\$106,191,734.47
Total ASSETS	\$133,201,194.87	\$55,792,727.65	\$53,285,749.75	\$2,506,977.90	\$135,708,172.77
LIABILITIES					
----- Current Liabilities -----					
Accounts Payable	1,643,190.58	5,173,145.39	3,529,954.81	(1,643,190.58)	0.00
Retention Payable (CIP)	184,706.35	2,926,600.76	2,858,175.05	(68,425.71)	116,280.64
Revenue Bonds Payable, Current	335,000.00	0.00	0.00	0.00	335,000.00
Interest Payable	304,165.66	9,379.55	0.00	(9,379.55)	294,786.11
Payroll Accruals (Leave, Cafe Plan)	70,763.73	225,166.04	327,285.13	102,119.09	172,882.82
Customer Deposits Payable	113,562.42	13,139.65	13,799.65	660.00	114,222.42
Total Current Liabilities	\$2,651,388.74	\$8,347,431.39	\$6,729,214.64	(\$1,618,216.75)	\$1,033,171.99
----- Long Term Liabilities -----					
Revenue Bonds Payable, less current	10,022,000.00	0.00	0.00	0.00	10,022,000.00
VERIP Benefits Payable, Long-term	431,739.61	0.00	0.00	0.00	431,739.61
Deferred W & S Connection Fees	3,955,412.04	1,756,732.03	594,919.00	(1,161,813.03)	2,793,599.01
Total Long Term Liabilities	\$14,409,151.65	\$1,756,732.03	\$594,919.00	(\$1,161,813.03)	\$13,247,338.62
Total LIABILITIES	\$17,060,540.39	\$10,104,163.42	\$7,324,133.64	(\$2,780,029.78)	\$14,280,510.61
EQUITY					

Albemarle County Service Authority
Five Column Balance Sheet with Year to Date Activity
December 2011

	YTD Opening Balance	YTD Debits	YTD Credits	Net Change	YTD Closing Balance
----- Equity -----					
Contributions From Developers	39,696,978.98	0.00	0.00	0.00	39,696,978.98
Contributions from Governments	1,095,691.18	0.00	0.00	0.00	1,095,691.18
Contributions from Customers	11,874,679.00	0.00	0.00	0.00	11,874,679.00
Total Equity	\$52,667,349.16	\$0.00	\$0.00	\$0.00	\$52,667,349.16
----- Retained Earnings -----					
Retained Earnings - Reserved	6,150,535.97	0.00	0.00	0.00	6,150,535.97
Undesignated Retained Earnings	57,322,769.35	0.00	0.00	0.00	57,322,769.35
Total Retained Earnings	\$63,473,305.32	\$0.00	\$0.00	\$0.00	\$63,473,305.32
Year-to-date Net Income	\$0.00	\$0.00	\$0.00	\$5,287,007.68	\$5,287,007.68
Total EQUITY	\$116,140,654.48	\$0.00	\$0.00	\$5,287,007.68	\$121,427,662.16
Total Liabilities and Equity	\$133,201,194.87	\$10,104,163.42	\$7,324,133.64	\$2,506,977.90	\$135,708,172.77

Albemarle County Service Authority
Income Statement for Period and Year to Date
December 2011

		PTD Postings	YTD Postings
SALES			
----- Operating Revenues -----			
Water & Sewer Revenue	W/S Rev	1,516,627.09	10,481,508.97
Water & Sewer Connection Fees	W/S Cnct	7,407.35	47,225.58
	Total Operating Revenues	\$1,524,034.44	\$10,528,734.55
	Total SALES	\$1,524,034.44	\$10,528,734.55
	Gross Margin	\$1,524,034.44	\$10,528,734.55
EXPENSES			
----- Operating Expenses -----			
Miscellaneous operating expenses	Cust Int	0.96	704.09
Rivanna Operating expenses	Expense	976,990.81	5,485,501.88
Departmental Operating Expenses	Admin.	83,925.76	659,675.22
Departmental Operating Expenses	Finance	92,901.24	683,084.60
Departmental Operating Expenses	Engr.	97,904.75	647,407.59
Departmental Operating Expenses	Maint.	151,329.15	994,839.97
	Total Operating Expenses	\$1,403,052.67	\$8,471,213.35
	Total EXPENSES	\$1,403,052.67	\$8,471,213.35
	Net Income from Operations	\$120,981.77	\$2,057,521.20
OTHER INCOME			
----- Non Operating Revenue -----			
Non-Operating Revenue	Rent/BMT	7,689.53	40,835.18
Non-Operating Revenue	Interest	1,291.45	28,210.78
Non-Operating Revenue	Misc Rev	80,512.37	423,289.89
Non-Operating Revenue	Cust/Dev	916,974.00	3,974,236.25
	Total Non Operating Revenue	\$1,006,467.35	\$4,466,572.10
----- Non Operating Expenses -----			
Debt Service Expenses/Other Misc.	Misc	(11.30)	(101.40)
Unemployment Compensation	VEC/Depr	91,813.05	6,174.00
Depreciation (Non-cash Outlays)	VEC/Depr	(208,681.02)	(1,243,158.22)
	Total Non Operating Expenses	(\$116,879.27)	(\$1,237,085.62)
	Total OTHER INCOME	\$889,588.08	\$3,229,486.48
	Net Income after taxes	\$1,010,569.85	\$5,287,007.68

ACCOUNT	CODE	TOTAL INVESTED	INTEREST RECEIVABLE
Water & Sewer Revenue	116-006	\$ 417,750.25	\$ 868.85
Customer Deposits	120-022	\$ 76,083.71	\$ 10.46
Operating Reserves	116-018	\$ 3,660,771.80	\$ 3,302.61
Unemployment	120-024	\$ 12,993.61	\$ 1.79
3R Reserves	120-030	\$ 8,913,656.48	\$ 4,095.93
TOTALS		<u><u>\$ 13,081,255.85</u></u>	<u><u>\$ 8,279.64</u></u>
Weighted Average Maturity (Days)	401		
Weighted Average Interest (Monthly)	0.76%		

The Authority's investments on December 31, 2011 are listed (by type and amount) as follows:

Virginia Dept. of the Treasury:

Local Government Investment Pool \$9,545,408
 Open, .237%
 S&P: AAAM

Bank of America - Trustee (continued):

Federal Home Loan BKS \$1,086,650
 Due 6/12/15, 2.875%
 Moody's: Aaa S&P:AAA

Bank of America - Trustee:

Cash Reserves/Money Market \$422,328
 Open, .20%
 Moody's: Prime-1 S&P:A-1+

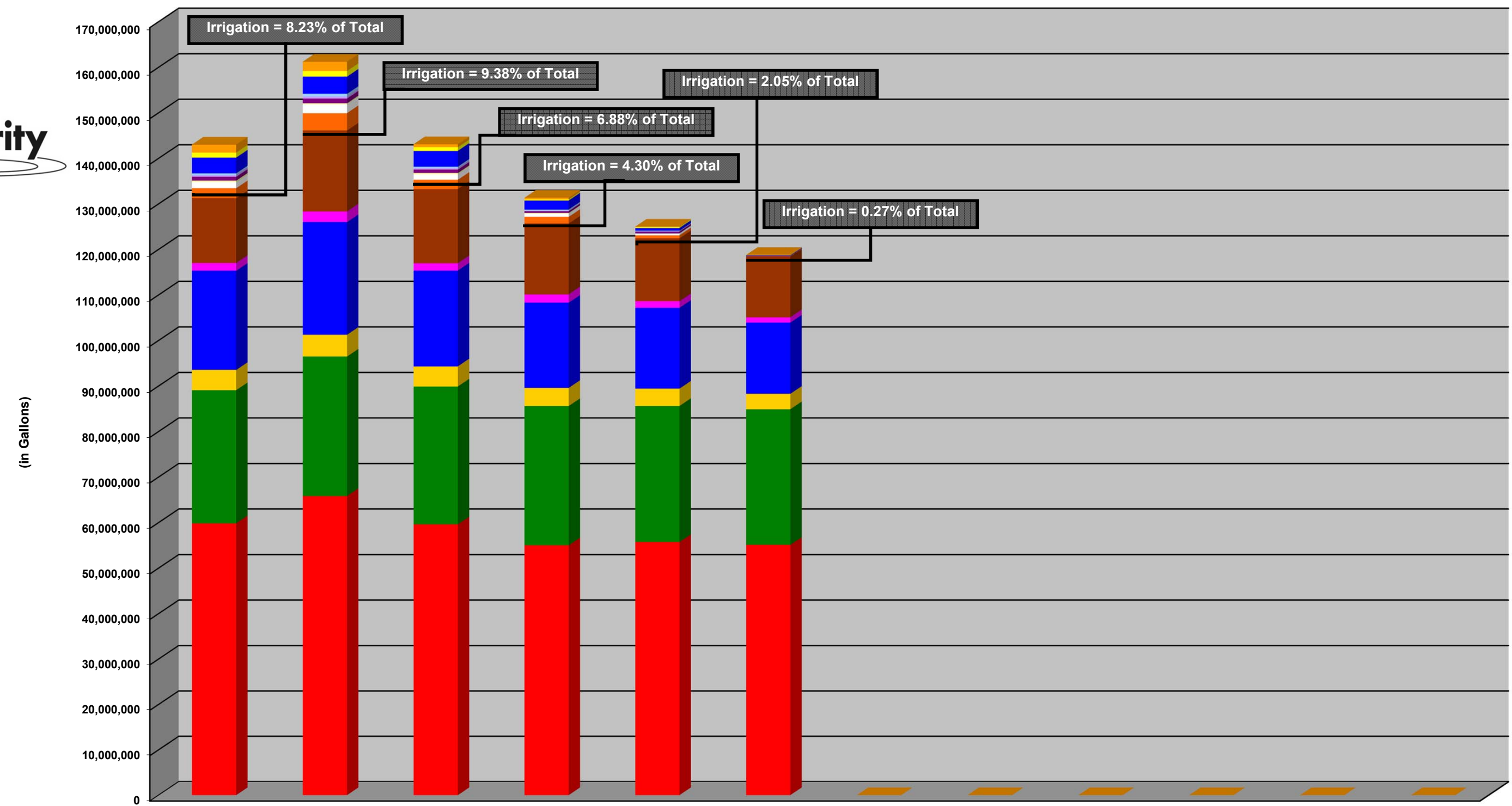
Federal Home Loan BKS \$1,012,470
 Call 3/14/12 @ 100
 Due 3/14/18, 3.500%
 Moody's: AAA S&P:AAA

Federal National Mortgage Assn \$1,014,400
 Due 8/20/2013, 1.250%
 Moody's: Aaa S&P:AAA

Total Investments \$13,081,256

Monthly Water Consumption

Fiscal Year 2012



	July	Aug.	Sept.	Oct.	Nov.	Dec.	Jan.	Feb.	Mar.	Apr.	May	June
■ Institutional - Irrigation & Auxiliary	1,761,000	2,052,700	680,700	337,900	58,100	20,000	0	0	0	0	0	0
■ Institutional - Irrigation through Exclusion	1,085,200	1,217,200	770,600	258,200	237,500	60,300	0	0	0	0	0	0
■ Comm. (Other) - Irrigation & Auxiliary	3,474,900	3,801,700	3,490,500	1,985,200	605,800	73,600	0	0	0	0	0	0
■ Comm. (Other) - Irrigation through Exclusion	410,300	609,100	353,100	270,400	150,500	21,600	0	0	0	0	0	0
■ Offices - Irrigation & Auxiliary	353,200	405,600	294,300	95,800	13,100	11,000	0	0	0	0	0	0
■ Offices - Irrigation through Exclusion	847,500	1,061,000	754,100	402,600	398,000	82,400	0	0	0	0	0	0
■ MFR - Irrigation & Auxiliary	288,000	166,000	236,300	139,200	17,100	3,000	0	0	0	0	0	0
■ MFR - Irrigation through Exclusion	12,700	8,800	5,100	3,800	1,600	1,900	0	0	0	0	0	0
■ SFR - Irrigation & Auxiliary	1,341,500	1,972,000	1,225,100	699,600	411,500	22,600	0	0	0	0	0	0
■ SFR - Irrigation through Exclusion	2,211,100	3,826,200	2,037,400	1,459,000	671,100	25,300	0	0	0	0	0	0
■ Institutional - Domestic Consumption	14,209,900	17,778,000	16,295,100	15,550,400	13,827,100	13,336,900	0	0	0	0	0	0
■ Industrial	1,716,800	2,335,400	1,597,200	1,848,100	1,431,400	1,186,000	0	0	0	0	0	0
■ Comm. (Other) - Domestic Consumption	21,786,000	24,742,200	21,050,400	18,711,900	17,746,700	15,639,700	0	0	0	0	0	0
■ Offices - Domestic Consumption	4,424,900	4,772,200	4,412,900	3,971,200	3,801,100	3,367,300	0	0	0	0	0	0
■ MFR - Domestic Consumption	29,259,650	30,632,400	30,298,425	30,607,225	29,898,450	29,809,050	0	0	0	0	0	0
■ SFR - Domestic Consumption	59,820,182	65,829,976	59,590,774	54,979,174	55,708,068	55,087,275	0	0	0	0	0	0

Types of Irrigation Meters:

Irrigation: Water meter dedicated to the service of an irrigation system only.

Auxiliary: Water meter dedicated to the service of an irrigation system when the property's non-irrigation needs are supplied by a primary meter.

Exclusion: Grandfathered, pre-auxiliary, customer owned water meter used to exclude sewer charges for water supplied to the irrigation system.

Albemarle County Service Authority

Number of Billed Water Connections by Class

	July	August	Sept.	Oct.	Nov.	Dec.	Jan.	Feb.	March	April	May	June
S/F Residential	15,410	15,492	15,536	15,688	15,763	15,701	0	0	0	0	0	0
M/F Residential ¹	8,769	8,811	8,811	8,937	8,939	9,138	0	0	0	0	0	0
Comm. (Offices)	376	377	377	374	376	369	0	0	0	0	0	0
Comm. (Other)	1,102	1,102	1,098	1,103	1,109	1,105	0	0	0	0	0	0
Industrial	20	21	21	129	22	21	0	0	0	0	0	0
Institutional	1,314	1,315	1,316	1,208	1,314	1,322	0	0	0	0	0	0
TOTAL	26,991	27,118	27,159	27,439	27,523	27,656	0	0	0	0	0	0

Average Water Usage by Class and by Connection (in gallons)

	July	August	Sept.	Oct.	Nov.	Dec.	Jan.	Feb.	March	April	May	June
S/F Residential	4,084	4,624	4,021	3,635	3,603	3,504	0	0	0	0	0	0
M/F Residential ¹	3,371	3,496	3,466	3,441	3,347	3,263	0	0	0	0	0	0
Comm. (Offices)	14,962	16,549	14,486	11,951	11,203	9,379	0	0	0	0	0	0
Comm. (Other)	23,295	26,455	22,620	19,009	16,684	14,240	0	0	0	0	0	0
Industrial	85,840	111,210	76,057	14,326	65,064	56,476	0	0	0	0	0	0
Institutional	12,980	16,006	13,485	13,366	10,748	10,149	0	0	0	0	0	0

¹ Multi-family residential units or apartments, not connections

Single-Family Residential Water Usage

(Including irrigation through exclusion, irrigation, and auxiliary meters)

	FY 2010											
	July	August	September	October	November	December	January	February	March	April	May	June
Level 1 (0 - 3,000 gallons)	36,829,050	36,535,650	36,931,200	36,680,100	36,272,350	36,404,975	36,216,950	35,888,250	34,062,033	36,181,900	37,289,175	37,393,400
Level 2 (3,001 - 6,000 gallons)	15,144,700	15,217,100	15,934,000	15,184,750	13,814,000	13,740,550	14,787,150	14,074,625	11,830,458	13,292,975	16,019,600	16,211,400
Level 3 (6,001 - 9,000 gallons)	4,549,000	4,691,700	5,075,333	4,300,300	3,253,600	2,883,100	3,494,300	3,137,100	2,657,100	2,750,700	4,425,700	4,921,500
Level 4 (over 9,000 gallons)	4,718,300	6,410,000	7,169,200	4,663,500	2,469,500	1,266,000	2,058,300	1,830,400	2,704,799	1,554,000	3,808,000	5,086,400
Total	61,241,050	62,854,450	65,109,733	60,828,650	55,809,450	54,294,625	56,556,700	54,930,375	51,254,391	53,779,575	61,542,475	63,612,700

	FY 2011											
	July	August	September	October	November	December	January	February	March	April	May	June
Level 1 (0 - 3,000 gallons)	37,881,200	37,433,167	37,842,425	37,365,300	37,286,933	36,884,033	36,848,600	36,205,500	36,258,700	36,780,400	37,437,400	38,189,114
Level 2 (3,001 - 6,000 gallons)	18,128,200	16,778,100	17,250,908	15,802,225	15,245,892	13,956,133	14,305,050	12,740,750	12,644,900	13,070,975	14,835,650	16,777,550
Level 3 (6,001 - 9,000 gallons)	7,000,300	4,965,750	6,109,700	5,261,700	4,127,600	3,029,367	3,106,067	2,433,200	2,322,975	2,463,800	3,310,800	5,213,800
Level 4 (over 9,000 gallons)	12,273,600	12,070,100	10,477,200	9,466,600	4,427,099	1,579,499	1,465,900	1,499,100	1,339,300	1,363,500	1,962,000	4,411,200
Total	75,283,300	71,247,117	71,680,233	67,895,825	61,087,524	55,449,032	55,725,617	52,878,550	52,565,875	53,678,675	57,545,850	64,591,664

	FY 2012											
	July	August	September	October	November	December	January	February	March	April	May	June
Level 1 (0 - 3,000 gallons)	37,484,882	38,111,175	37,679,500	37,045,633	37,377,934	37,442,200						
Level 2 (3,001 - 6,000 gallons)	15,296,200	17,075,333	15,124,242	13,534,675	13,911,933	13,743,775						
Level 3 (6,001 - 9,000 gallons)	4,562,200	6,047,767	4,272,367	3,297,900	3,073,900	2,669,300						
Level 4 (over 9,000 gallons)	5,076,580	10,393,901	6,773,666	3,259,566	2,426,901	1,279,900						
Total	62,419,862	71,628,176	63,849,774	57,137,774	56,790,668	55,135,175	0	0	0	0	0	0

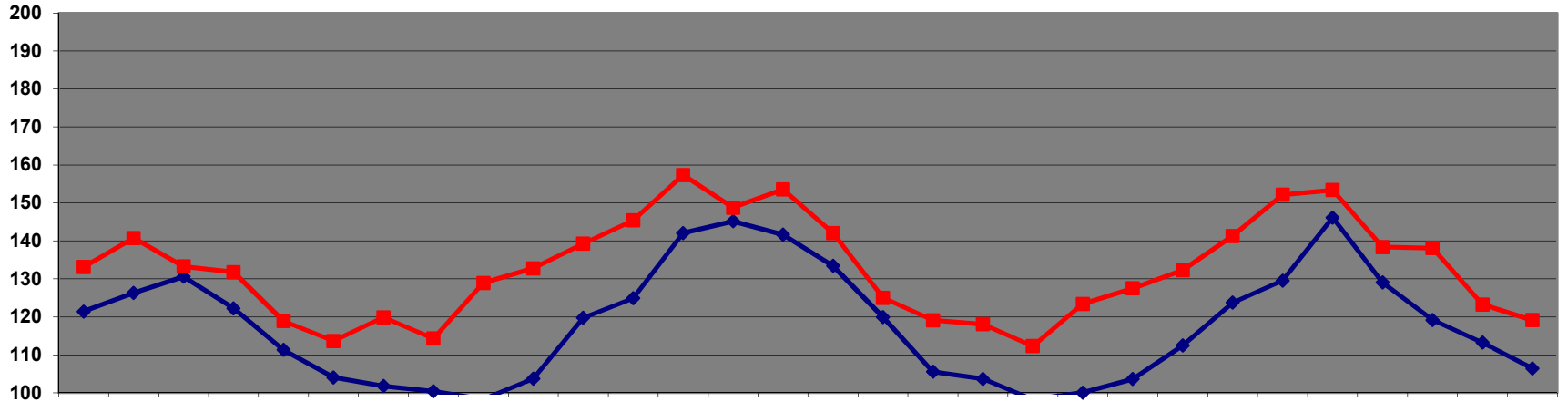
System-Wide Irrigation Water Usage

(All usage measured through exclusion, irrigation, and auxiliary meters)

FY 2012	July	August	September	October	November	December	January	February	March	April	May	June
Level 1 (0 - 3,000 gallons)	205,162	229,805	207,291	168,919	103,919	16,772						
Level 2 (3,001 - 6,000 gallons)	716,877	841,844	674,677	535,690	317,314	54,129						
Level 3 (6,001 - 9,000 gallons)	866,457	1,099,248	796,114	607,110	339,990	49,471						
Level 4 (over 9,000 gallons)	9,996,904	12,949,404	8,169,119	4,339,981	1,803,076	201,328						
Total	11,785,400	15,120,300	9,847,200	5,651,700	2,564,300	321,700	0	0	0	0	0	0

FY 2010, 2011, and 2012 Urban Water Comparison RWSA Flows & ACSA Customer Usage

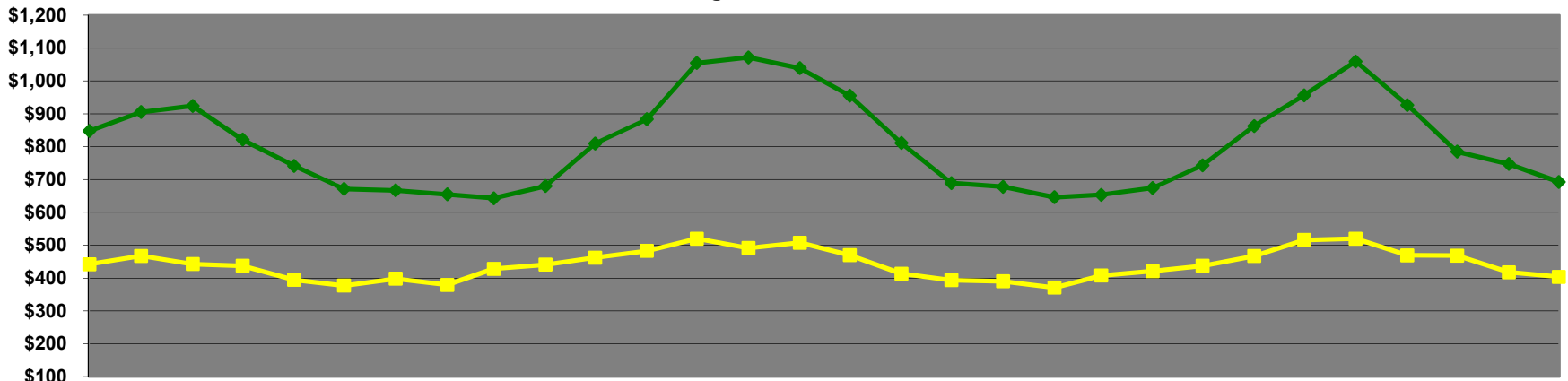
Flows & Usage (in Millions of Gallons)



	Jul-09	Aug-09	Sep-09	Oct-09	Nov-09	Dec-09	Jan-10	Feb-10	Mar-10	Apr-10	May-10	Jun-10	Jul-10	Aug-10	Sep-10	Oct-10	Nov-10	Dec-10	Jan-11	Feb-11	Mar-11	Apr-11	May-11	Jun-11	Jul-11	Aug-11	Sep-11	Oct-11	Nov-11	Dec-11
ACSA Usage	121	126	131	122	111	104	102	100	98	104	120	125	142	145	142	133	120	106	104	98	100	104	112	124	130	146	129	119	113	106
RWSA Flows	133	141	133	132	119	114	120	114	129	133	139	145	157	149	154	142	125	119	118	112	123	127	132	141	152	153	138	138	123	119
Variance	10%	11%	2%	8%	7%	9%	18%	14%	31%	28%	16%	16%	11%	2%	8%	6%	4%	13%	14%	14%	23%	23%	18%	14%	17%	5%	7%	16%	9%	12%

Charges and Revenues (in Thousands of Dollars)

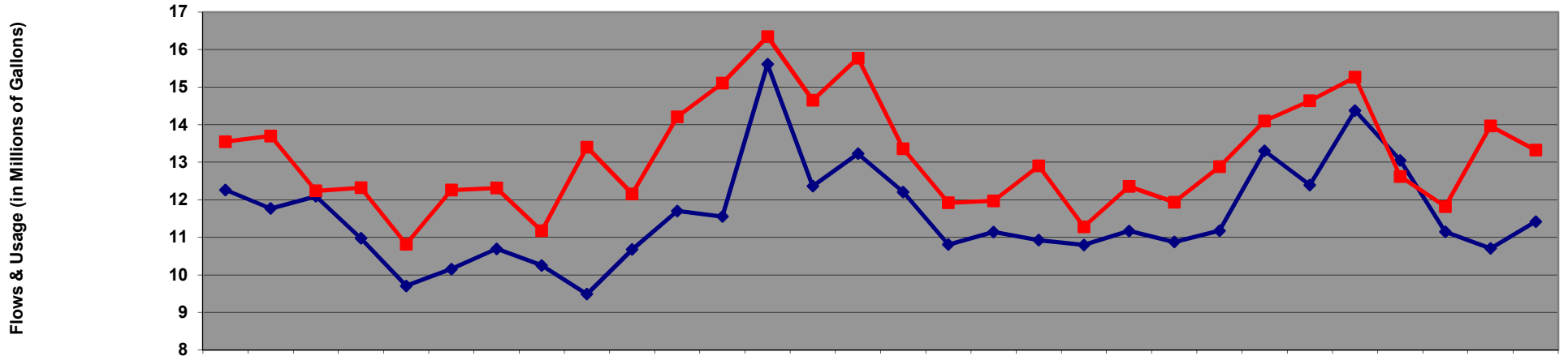
FY 2010, 2011, and 2012 Urban Water Comparison RWSA Billed Water Charges & ACSA Billed Water Revenues



	Jul-09	Aug-09	Sep-09	Oct-09	Nov-09	Dec-09	Jan-10	Feb-10	Mar-10	Apr-10	May-10	Jun-10	Jul-10	Aug-10	Sep-10	Oct-10	Nov-10	Dec-10	Jan-11	Feb-11	Mar-11	Apr-11	May-11	Jun-11	Jul-11	Aug-11	Sep-11	Oct-11	Nov-11	Dec-11
ACSA Revenue	\$847	\$905	\$924	\$821	\$741	\$671	\$667	\$655	\$643	\$680	\$809	\$883	\$1,055	\$1,071	\$1,039	\$955	\$811	\$689	\$678	\$646	\$653	\$674	\$743	\$863	\$956	\$1,059	\$927	\$785	\$747	\$693
RWSA Charges	\$442	\$467	\$442	\$438	\$395	\$377	\$398	\$379	\$428	\$441	\$462	\$483	\$520	\$492	\$507	\$470	\$413	\$394	\$390	\$371	\$408	\$421	\$437	\$467	\$516	\$520	\$469	\$468	\$418	\$404
Difference	\$405	\$438	\$482	\$384	\$347	\$294	\$269	\$275	\$215	\$239	\$347	\$401	\$535	\$580	\$531	\$485	\$398	\$296	\$288	\$275	\$245	\$253	\$306	\$396	\$440	\$539	\$458	\$317	\$330	\$289
Fiscal YTD Difference	\$0.41	\$0.84	\$1.33	\$1.71	\$2.06	\$2.35	\$2.62	\$2.89	\$3.11	\$3.35	\$3.70	\$4.10	\$0.53	\$1.11	\$1.65	\$2.13	\$2.53	\$2.82	\$3.11	\$3.39	\$3.63	\$3.88	\$4.19	\$4.59	\$0.44	\$0.98	\$1.44	\$1.75	\$2.08	\$2.37

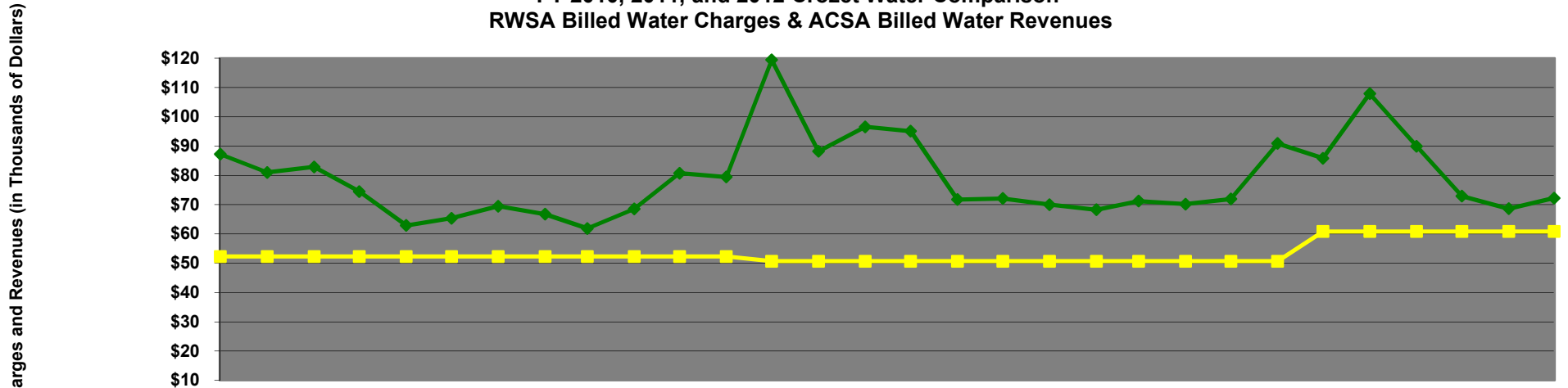
Note: Fiscal YTD Difference (ONLY) in Millions of Dollars

FY 2010, 2011, and 2012 Crozet Water Comparison RWSA Flows & ACSA Customer Usage



	Jul-09	Aug-09	Sep-09	Oct-09	Nov-09	Dec-09	Jan-10	Feb-10	Mar-10	Apr-10	May-10	Jun-10	Jul-10	Aug-10	Sep-10	Oct-10	Nov-10	Dec-10	Jan-11	Feb-11	Mar-11	Apr-11	May-11	Jun-11	Jul-11	Aug-11	Sep-11	Oct-11	Nov-11	Dec-11
ACSA Usage	12	12	12	11	10	10	11	10	9	11	12	12	16	12	13	12	11	11	11	11	11	11	11	13	12	14	13	11	11	11
RWSA Flows	14	14	12	12	11	12	12	11	13	12	14	15	16	15	16	13	12	12	13	11	12	12	13	14	15	15	13	12	14	13
Variance	10%	16%	1%	12%	11%	21%	15%	9%	41%	14%	21%	31%	5%	18%	19%	9%	10%	7%	18%	4%	11%	10%	15%	6%	18%	6%	-3%	6%	30%	17%

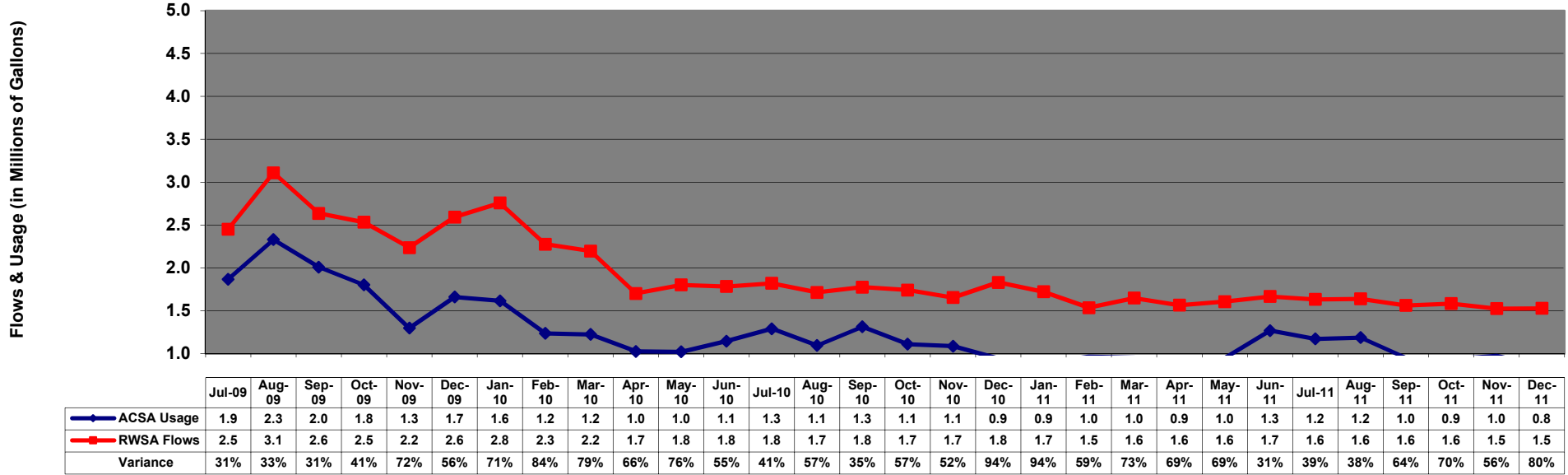
FY 2010, 2011, and 2012 Crozet Water Comparison RWSA Billed Water Charges & ACSA Billed Water Revenues



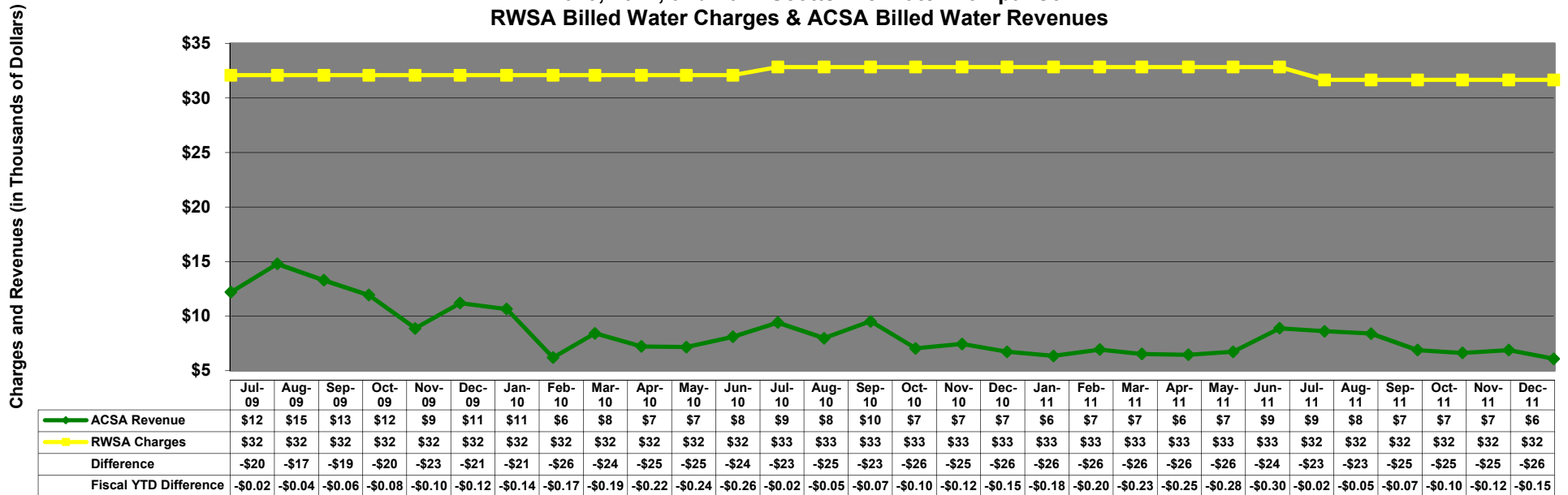
	Jul-09	Aug-09	Sep-09	Oct-09	Nov-09	Dec-09	Jan-10	Feb-10	Mar-10	Apr-10	May-10	Jun-10	Jul-10	Aug-10	Sep-10	Oct-10	Nov-10	Dec-10	Jan-11	Feb-11	Mar-11	Apr-11	May-11	Jun-11	Jul-11	Aug-11	Sep-11	Oct-11	Nov-11	Dec-11	
ACSA Revenue	\$87	\$81	\$83	\$74	\$63	\$65	\$69	\$67	\$62	\$69	\$81	\$79	\$119	\$88	\$97	\$95	\$72	\$72	\$70	\$68	\$71	\$70	\$72	\$91	\$86	\$108	\$90	\$73	\$69	\$72	
RWSA Charges	\$52	\$52	\$52	\$52	\$52	\$52	\$52	\$52	\$52	\$52	\$52	\$52	\$51	\$51	\$51	\$51	\$51	\$51	\$51	\$51	\$51	\$51	\$51	\$51	\$51	\$61	\$61	\$61	\$61	\$61	\$61
Difference	\$35	\$29	\$31	\$22	\$11	\$13	\$17	\$14	\$10	\$16	\$28	\$27	\$69	\$38	\$46	\$44	\$21	\$21	\$19	\$18	\$20	\$19	\$21	\$40	\$25	\$47	\$29	\$12	\$8	\$11	
Fiscal YTD Difference	\$0.03	\$0.06	\$0.09	\$0.12	\$0.13	\$0.14	\$0.16	\$0.17	\$0.18	\$0.20	\$0.23	\$0.25	\$0.07	\$0.11	\$0.15	\$0.20	\$0.22	\$0.24	\$0.26	\$0.28	\$0.30	\$0.32	\$0.34	\$0.38	\$0.02	\$0.07	\$0.10	\$0.11	\$0.12	\$0.13	

Note: Fiscal YTD Difference (ONLY) in Millions of Dollars

FY 2010, 2011, and 2012 Scottsville Water Comparison RWSA Flows & ACSA Customer Usage



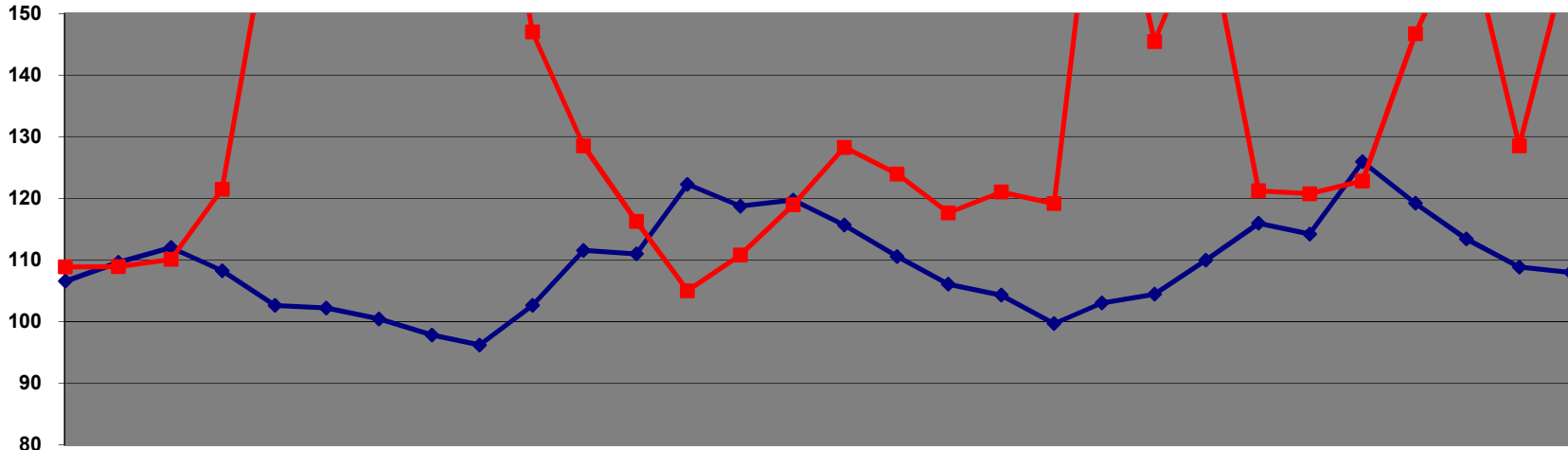
FY 2010, 2011, and 2012 Scottsville Water Comparison RWSA Billed Water Charges & ACSA Billed Water Revenues



Note: Fiscal YTD Difference (ONLY) in Millions of Dollars

FY 2010, 2011, and 2012 Urban (including Glenmore) & Crozet Sewer Comparison ACSA Customer Usage & RWSA Flows

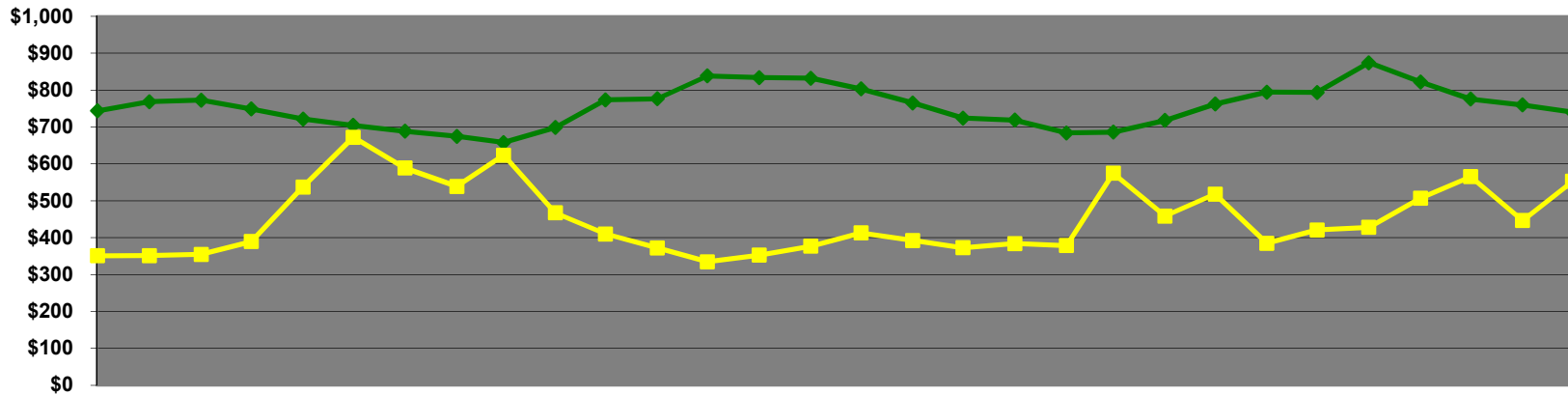
Usage & Flows (in Millions of Gallons)



	Jul-09	Aug-09	Sep-09	Oct-09	Nov-09	Dec-09	Jan-10	Feb-10	Mar-10	Apr-10	May-10	Jun-10	Jul-10	Aug-10	Sep-10	Oct-10	Nov-10	Dec-10	Jan-11	Feb-11	Mar-11	Apr-11	May-11	Jun-11	Jul-11	Aug-11	Sep-11	Oct-11	Nov-11	Dec-11
ACSA Usage	107	110	112	108	103	102	100	98	96	103	112	111	122	119	120	116	111	106	104	100	103	104	110	116	114	126	119	113	109	108
RWSA Flows	109	109	110	122	170	215	188	171	199	147	129	116	105	111	119	128	124	118	121	119	184	145	165	121	121	123	147	164	129	161
Variance	13%	7%	18%	13%	14%	31%	24%	3%	25%	29%	17%	24%	2%	-1%	-2%	12%	66%	110%	87%	75%	106%	43%	15%	5%	-14%	-7%	-1%	11%	12%	11%

FY 2010, 2011, and 2012 Urban (including Glenmore) & Crozet Sewer Comparison ACSA Billed Sewer Usage & RWSA Billed Sewer Charges

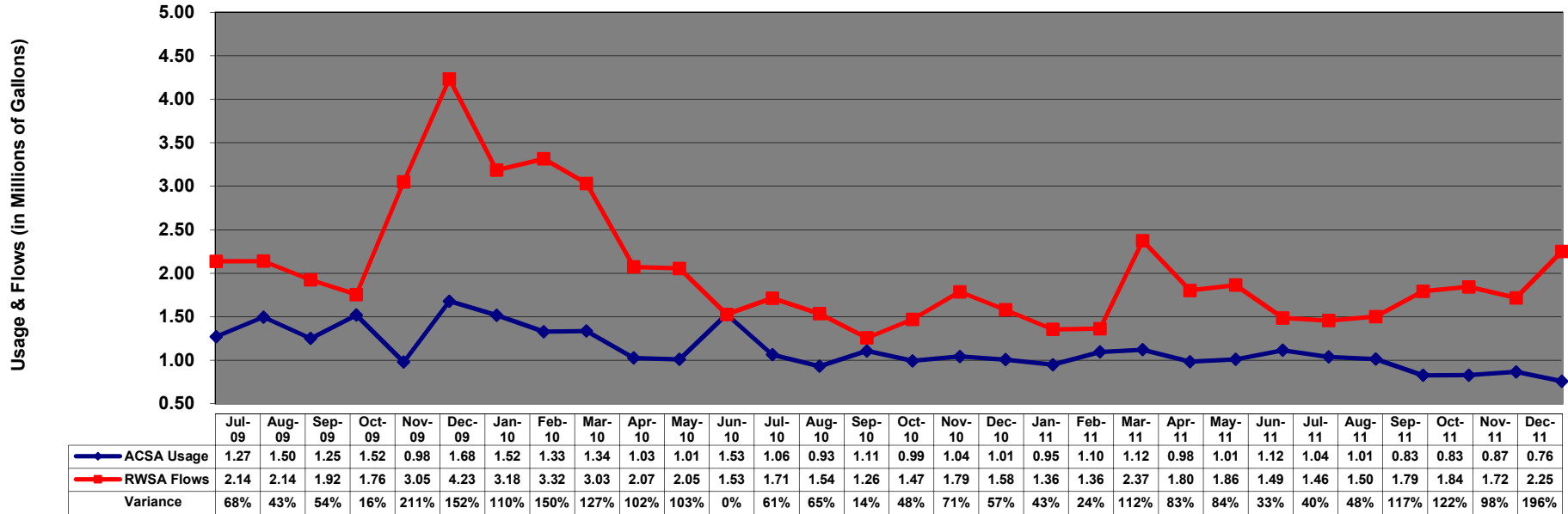
Charges & Revenues (in Thousands of Dollars)



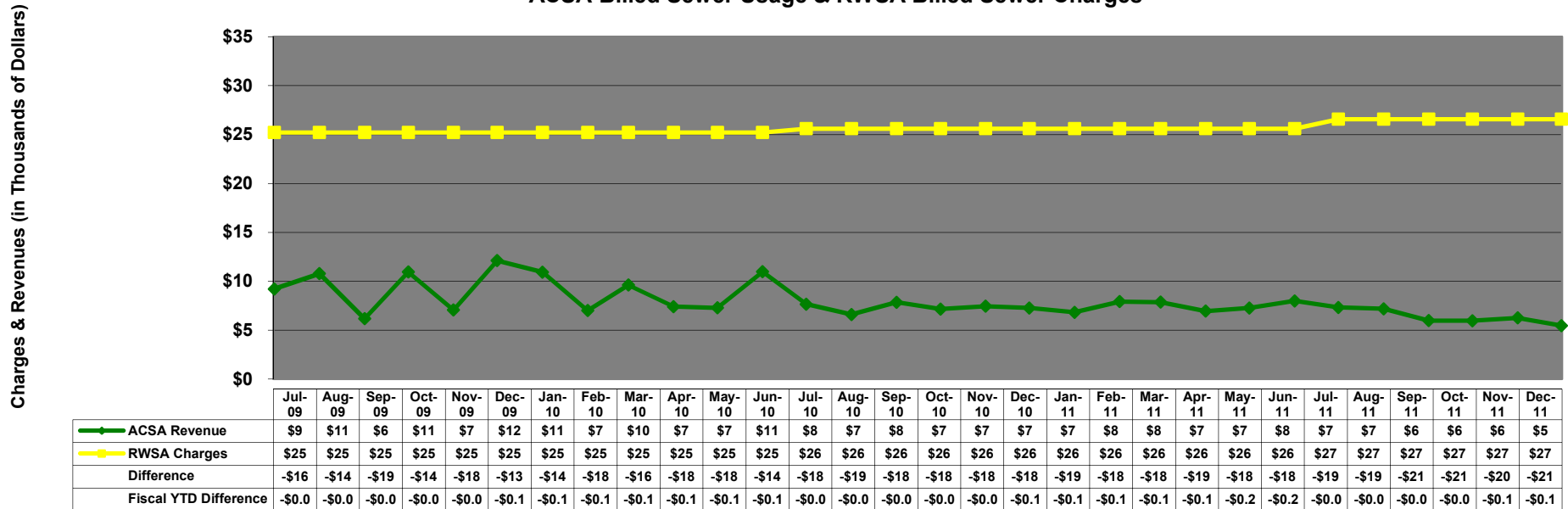
	Jul-09	Aug-09	Sep-09	Oct-09	Nov-09	Dec-09	Jan-10	Feb-10	Mar-10	Apr-10	May-10	Jun-10	Jul-10	Aug-10	Sep-10	Oct-10	Nov-10	Dec-10	Jan-11	Feb-11	Mar-11	Apr-11	May-11	Jun-11	Jul-11	Aug-11	Sep-11	Oct-11	Nov-11	Dec-11
ACSA Revenue	\$744	\$768	\$773	\$749	\$722	\$704	\$688	\$675	\$658	\$699	\$774	\$777	\$838	\$834	\$832	\$803	\$765	\$724	\$719	\$684	\$686	\$718	\$762	\$794	\$794	\$874	\$822	\$776	\$760	\$740
RWSA Charges	\$351	\$351	\$355	\$389	\$537	\$672	\$589	\$539	\$623	\$467	\$410	\$372	\$335	\$352	\$377	\$413	\$392	\$373	\$384	\$379	\$575	\$458	\$518	\$385	\$421	\$428	\$507	\$565	\$447	\$553
Difference	\$393	\$417	\$418	\$360	\$184	\$32	\$99	\$136	\$35	\$231	\$364	\$404	\$504	\$481	\$455	\$390	\$373	\$351	\$335	\$305	\$111	\$259	\$244	\$410	\$373	\$446	\$315	\$211	\$313	\$187
Fiscal YTD Difference	\$0.39	\$0.81	\$1.23	\$1.59	\$1.77	\$1.80	\$1.90	\$2.04	\$2.07	\$2.31	\$2.67	\$3.07	\$0.50	\$0.98	\$1.44	\$1.83	\$2.20	\$2.55	\$2.89	\$3.19	\$3.31	\$3.57	\$3.81	\$4.22	\$0.37	\$0.82	\$1.13	\$1.34	\$1.66	\$1.84

Note: Fiscal YTD Difference (ONLY) in Millions of Dollars

FY 2010, 2011, and 2012 Scottsville Sewer Comparison ACSA Customer Usage & RWSA Flows



FY 2010, 2011, and 2012 Scottsville Sewer Comparison ACSA Billed Sewer Usage & RWSA Billed Sewer Charges



Note: Fiscal YTD Difference (ONLY) in Millions of Dollars

Albemarle County Service Authority
 Complete Check Register
 Current File, 12/01/11 to 12/15/11
 All Accounts, Sessions 000000 to 003782

Date:

Payment / Vendor
 Information

Check	Ck Date	Prity	Invoice	Session	Reference	Amount
Checking Account: 100-100-018						
UVACU / UVA Credit Union	41446	12/13/2011	M	PAYT121211	003782	GIFT CARD 350.00
UVACU Subtotal :						350.00
POINDE / Roy Poindexter	41561	12/14/2011	M	PAYT121411	003782	STRAW 400.00
POINDE Subtotal :						400.00
UVACU / UVA Credit Union	41562	12/15/2011	M	PAYT121511	003782	GIFT CARD 250.00
UVACU Subtotal :						250.00
Total For Check Account:				100-100-018		1000.00
Checking Account: 100-100-020						
TREAS4 / Treasurer of Virginia	28470	12/15/2011	1	PAYT120911	003778	327.32
TREAS4 Subtotal :						327.32
Total For Check Account:				100-100-020		327.32
Checking Account: 201-200-084						
	41447	12/15/2011	S			0.00
Subtotal :						0.00
	41448	12/15/2011	S			0.00
Subtotal :						0.00
ACSA / Albemarle County Service Authorit	41456	12/15/2011	1	PAYT121311	003780	PETTY CASH 70.42
ACSA Subtotal :						70.42
ADVAN4 / Advance Safety Equipment Co.	41457	12/15/2011	1	31342	003780	PO#8556 1067.25
ADVAN4 Subtotal :						1067.25

Albemarle County Service Authority
 Complete Check Register
 Current File, 12/01/11 to 12/15/11
 All Accounts, Sessions 000000 to 003782

Date:

Payment / Vendor
 Information

Payment / Vendor Information	Check	Ck Date	Prity	Invoice	Session	Reference	Amount
ADVANO / Advantage Office Systems	41458	12/15/2011	1	30529	003780	PO#8582	1599.00
ADVANO Subtotal :							1599.00
AGDILL / A. G. Dillard, Inc.	41459	12/15/2011	1	OAKH#1	003780	SPO#8580	121748.20
AGDILL Subtotal :							121748.20
ALLAME / David A. Payne	41460	12/15/2011	1	11184	003780		96.76
ALLAME Subtotal :							96.76
Employee	41461	12/15/2011	1	CAFE121311	003780	CHILD CARE	200.00
Subtotal :							200.00
Employee	41462	12/15/2011	1	CAFE120211	003780	CHILD CARE	85.00
Subtotal :							85.00
AQUA / Aqua Air Laboratories, Inc.	41463	12/15/2011	1	A06638	003780		1190.00
AQUA Subtotal :							1190.00
ATT / AT & T	41464	12/15/2011	1	NOV2011	003780	0301258016	404.95
ATT Subtotal :							404.95
BAILEY / Bailey Printing, Inc.	41465	12/15/2011	1	80346	003780	PO#8572	1150.00
BAILEY Subtotal :							1150.00
BALLAN / Martin Ballantine	41466	12/15/2011	1	PAYT120811	003780	TOILET REB	93.56
BALLAN Subtotal :							93.56
BANK / Bank of America	41467	12/15/2011	1	NOV2011	003780	CORP. ACCT	1648.80
BANK Subtotal :							1648.80
BANKNY / The Bank of New York	41468	12/15/2011	1	2521592822	003780	PO#8585	1500.00
BANKNY Subtotal :							1500.00

Albemarle County Service Authority
 Complete Check Register
 Current File, 12/01/11 to 12/15/11
 All Accounts, Sessions 000000 to 003782

Date:

Payment / Vendor
 Information

Payment / Vendor Information	Check	Ck Date	Prity	Invoice	Session	Reference	Amount
BARNES / Barnes & Noble, Inc.	41469	12/15/2011	1	IN2199616	003780	A-6356695	97.56
BARNES Subtotal :							97.56
BATTLE / Battlefield Motors, LLC	41470	12/15/2011	1	124852-1	003780		150.00
BATTLE / Battlefield Motors, LLC	41470	12/15/2011	1	128192	003780	PO#8587	1044.10
BATTLE Subtotal :							1194.10
Employee	41471	12/15/2011	1	CAFE120611	003780	CHILD CARE	195.00
Subtotal :							195.00
BFI / Allied Waste Services	41472	12/15/2011	1	000477137	003780	3041020105	156.27
BFI Subtotal :							156.27
BLACKW / W. A. Black	41473	12/15/2011	1	MEMO111411	003780	SHOE REIMB	150.00
BLACKW Subtotal :							150.00
BLUE / Blue Ridge Builders Supply	41474	12/15/2011	1	NOV2011	003780	A-1009-CON	833.28
BLUE Subtotal :							833.28
BOOTH / Robert Booth, Jr.	41475	12/15/2011	1	PAYT120811	003780	REBATE	200.00
BOOTH Subtotal :							200.00
Employee	41476	12/15/2011	1	CAFE113011	003780	MED. REIMB	43.36
Subtotal :							43.36
CAPITA / Capital Tristate	41477	12/15/2011	1	S011613944	003780		7.39
CAPITA / Capital Tristate	41477	12/15/2011	1	S011638655	003780		87.49
CAPITA / Capital Tristate	41477	12/15/2011	1	S011664730	003780		3.56
CAPITA Subtotal :							98.44
CAPITO / Capitol Sheds.Com	41478	12/15/2011	1	8334	003780		375.00
CAPITO Subtotal :							375.00

Albemarle County Service Authority
 Complete Check Register
 Current File, 12/01/11 to 12/15/11
 All Accounts, Sessions 000000 to 003782

Date:

Payment / Vendor

Information	Check	Ck Date	Prity	Invoice	Session	Reference	Amount
CHARL4 / Charlottesville Truck Repair, Inc	41479	12/15/2011	1	067526	003780		16.00
CHARL4 / Charlottesville Truck Repair, Inc	41479	12/15/2011	1	067817	003780		32.64
CHARL4 / Charlottesville Truck Repair, Inc	41479	12/15/2011	1	099039	003780		75.00
CHARL4 Subtotal :							123.64
CHARL5 / Charlottesville Sanitary	41480	12/15/2011	1	453988	003780		151.22
CHARL5 Subtotal :							151.22
CHARLP / Charlottesville Press, Inc.	41481	12/15/2011	1	52831	003780		830.00
CHARLP Subtotal :							830.00
CITY1 / City of Charlottesville	41482	12/15/2011	1	AMB1211	003780	A-1045904	13.87
CITY1 / City of Charlottesville	41482	12/15/2011	1	AVON1211	003780	A-1048121	16.45
CITY1 Subtotal :							30.32
CLERK1 / Clerk, Albemarle County	41483	12/15/2011	1	PAYT120911	003780	EASEMENT	32.00
CLERK1 Subtotal :							32.00
CMEDDE / Corey Medders	41484	12/15/2011	1	PAYT120511	003780	REBATE	100.00
CMEDDE Subtotal :							100.00
COMMO4 / Commonwealth Excavating, Inc.	41485	12/15/2011	1	SHOPPERS#2	003780	SPO#8547	4346.86
COMMO4 Subtotal :							4346.86
COUNT2 / County of Albemarle	41486	12/15/2011	1	PAYT120611	003780		180.00
COUNT2 Subtotal :							180.00
COUNT2 / County of Albemarle	41487	12/15/2011	1	FY2012-476	003780		143.00
COUNT2 Subtotal :							143.00

Albemarle County Service Authority
 Complete Check Register
 Current File, 12/01/11 to 12/15/11
 All Accounts, Sessions 000000 to 003782

Date:

Payment / Vendor
 Information

Payment / Vendor Information	Check	Ck Date	Prty	Invoice	Session	Reference	Amount
COUNT2 / County of Albemarle	41488	12/15/2011	1	PAYT112811	003780	E&S REVIEW	150.00
COUNT2 Subtotal :							150.00
DAILY / The Daily Progress	41489	12/15/2011	1	NOV2011	003780	A-3309559	636.60
DAILY Subtotal :							636.60
DATAPR / DataPrint, LLC	41490	12/15/2011	1	35008	003780		758.16
DATAPR Subtotal :							758.16
DATAW / Data West Corporation	41491	12/15/2011	1	30170	003780		1050.00
DATAW Subtotal :							1050.00
Employee	41492	12/15/2011	1	CAFE120811	003780	MED. REIMB	170.06
Subtotal :							170.06
DEWBER / Dewberry & Davis, Inc.	41493	12/15/2011	1	840440	003780		840.00
DEWBER / Dewberry & Davis, Inc.	41493	12/15/2011	1	847977	003780		314.50
DEWBER / Dewberry & Davis, Inc.	41493	12/15/2011	1	847979	003780		952.50
DEWBER Subtotal :							2107.00
DOMIN3 / Dominion Virginia Power	41494	12/15/2011	1	BLDGNOV11	003780	9995400000	2609.60
DOMIN3 / Dominion Virginia Power	41494	12/15/2011	1	RT810NOV11	003780	2396032506	54.15
DOMIN3 / Dominion Virginia Power	41494	12/15/2011	1	SANDJAN12	003780	9115297500	47.12
DOMIN3 / Dominion Virginia Power	41494	12/15/2011	1	WHSEDEC11	003780	0005480009	360.10
DOMIN3 Subtotal :							3070.97
DRAPER / Draper Aden Associates	41495	12/15/2011	1	2011100379	003780	SPO#8552	894.53
DRAPER Subtotal :							894.53
DRSCOO / Dr.'s Cook, Michael & Mahapatra	41496	12/15/2011	1	CAFE121211	003780		25.00

Albemarle County Service Authority
 Complete Check Register
 Current File, 12/01/11 to 12/15/11
 All Accounts, Sessions 000000 to 003782

Date:

Payment / Vendor
 Information

Check	Ck Date	Prty	Invoice	Session	Reference	Amount
DRSCOO Subtotal :						25.00
EARTHV / Earth Vector Systems, LLC	41497	12/15/2011	1 2121102	003780	PO#8571	965.00
EARTHV Subtotal :						965.00
EMERGE / Emergenetics International	41498	12/15/2011	1 10459	003780		859.00
EMERGE / Emergenetics International	41498	12/15/2011	1 10465	003780		87.00
EMERGE Subtotal :						946.00
FERGUS / Ferguson Enterprises, Inc.	41499	12/15/2011	1 1827627-2	003780	PO#8539	20796.00
FERGUS / Ferguson Enterprises, Inc.	41499	12/15/2011	1 1833939	003780		110.00
FERGUS / Ferguson Enterprises, Inc.	41499	12/15/2011	1 1835466	003780		300.65
FERGUS / Ferguson Enterprises, Inc.	41499	12/15/2011	1 1836561	003780		29.84
FERGUS / Ferguson Enterprises, Inc.	41499	12/15/2011	1 1836676	003780		45.21
FERGUS / Ferguson Enterprises, Inc.	41499	12/15/2011	1 1837278	003780		42.48
FERGUS / Ferguson Enterprises, Inc.	41499	12/15/2011	1 1838125	003780		53.51
FERGUS / Ferguson Enterprises, Inc.	41499	12/15/2011	1 1838488	003780		452.00
FERGUS / Ferguson Enterprises, Inc.	41499	12/15/2011	1 1838514	003780		32.79
FERGUS Subtotal :						21862.48
FISHER / Fisher Auto Parts, Inc.	41500	12/15/2011	1 NOV2011	003780	A-10280	46.18
FISHER Subtotal :						46.18
FOUNTA / Lisa Fountain	41501	12/15/2011	1 PAYT120811	003780	REBATE	100.00
FOUNTA Subtotal :						100.00
GARRYS / Garry's Greenbrier Service LLC	41502	12/15/2011	1 INV120611	003780		66.08
GARRYS Subtotal :						66.08

Albemarle County Service Authority
 Complete Check Register
 Current File, 12/01/11 to 12/15/11
 All Accounts, Sessions 000000 to 003782

Date:

Payment / Vendor

Information	Check	Ck Date	Prty	Invoice	Session	Reference	Amount
GIULI1 / Marjory Giuliano	41503	12/15/2011	1	PAYT112211	003780	TOILET REB	100.00
GIULI1 Subtotal :							100.00
GRISSI / Joan H. Grissinger	41504	12/15/2011	1	PAYT112811	003780	EASEMENT	50.00
GRISSI Subtotal :							50.00
GUARDA / Guardian Auto Glass	41505	12/15/2011	1	564004886	003780		257.56
GUARDA Subtotal :							257.56
HDSUPP / HD Supply Waterworks, Ltd.	41506	12/15/2011	1	4076620	003780	PO#8557	702.44
HDSUPP / HD Supply Waterworks, Ltd.	41506	12/15/2011	1	4076627	003780	PO#8557	1053.66
HDSUPP Subtotal :							1756.10
Employee	41507	12/15/2011	1	CAFE120611	003780	MED. REIMB	221.79
Employee	41507	12/15/2011	1	EXPREP1211	003780	TRAVEL EXP	104.03
Employee	41507	12/15/2011	1	OFFSIT1211	003780	DATA STORA	134.70
Subtotal :							460.52
Employee	41508	12/15/2011	1	CAFE120611	003780	MED. REIMB	70.00
Subtotal :							70.00
HUDSON / Hudson Payne Electronics Corp.	41509	12/15/2011	1	11112103	003780		331.00
HUDSON / Hudson Payne Electronics Corp.	41509	12/15/2011	1	11120603	003780		760.10
HUDSON Subtotal :							1091.10
IKON / IKON Office Solutions, Inc.	41510	12/15/2011	1	5021395230	003780		195.00
IKON Subtotal :							195.00
INTRAS / Intrastate Pest Control Co., Inc.	41511	12/15/2011	1	587700	003780		48.00
INTRAS Subtotal :							48.00
JAMES / James River Solutions	41512	12/15/2011	1	S042957-IN	003780		750.22

Albemarle County Service Authority
 Complete Check Register
 Current File, 12/01/11 to 12/15/11
 All Accounts, Sessions 000000 to 003782

Date:

Payment / Vendor
 Information

Check	Ck Date	Prity	Invoice	Session	Reference	Amount
JAMES / James River Solutions 41512	12/15/2011	1	S042958-IN	003780		544.35
JAMES / James River Solutions 41512	12/15/2011	1	S043615-IN	003780		836.67
JAMES / James River Solutions 41512	12/15/2011	1	S043616-IN	003780		455.62
JAMES / James River Solutions 41512	12/15/2011	1	S044356-IN	003780		1230.84
JAMES / James River Solutions 41512	12/15/2011	1	S044357-IN	003780		777.24
JAMES Subtotal :						4594.94
JOHNDE / John Deere Financial	41513	12/15/2011	1	NOV2011	003780 2812290185	85.36
JOHNDE Subtotal :						85.36
JSHUPE / John Shupe	41514	12/15/2011	1	PAYT120911	003780 REBATE	100.00
JSHUPE Subtotal :						100.00
Employee	41515	12/15/2011	1	CAFE120511	003780 MED. REIMB	95.00
Subtotal :						95.00
LINCO / Linco, Inc.	41516	12/15/2011	1	BROOKWAY#1	003780 PO#8576	19997.50
LINCO Subtotal :						19997.50
LOWES / Lowe's Companies, Inc.	41517	12/15/2011	1	NOV2011	003780 9900033064	3272.42
LOWES Subtotal :						3272.42
LUCKST / Luck Stone Corporation	41518	12/15/2011	1	1005590	003780	98.94
LUCKST Subtotal :						98.94
MAILIN / Mailing Services of Virginia	41519	12/15/2011	1	1111106	003780	324.00
MAILIN / Mailing Services of Virginia	41519	12/15/2011	1	1111139	003780	398.58
MAILIN Subtotal :						722.58
MAJORS / Major Safety Service, Inc.	41520	12/15/2011	1	447467	003780	109.95

Albemarle County Service Authority
 Complete Check Register
 Current File, 12/01/11 to 12/15/11
 All Accounts, Sessions 000000 to 003782

Date:

Payment / Vendor
 Information

Check	Ck Date	Prty	Invoice	Session	Reference	Amount
MAJORS Subtotal :						109.95
MARTHA / Martha Jefferson Hospital	41521	12/15/2011	1	CAFE120111	003780	36.59
MARTHA Subtotal :						36.59
MARTI3 / Martin Marietta Materials	41522	12/15/2011	1	9908292	003780	231.87
MARTI3 / Martin Marietta Materials	41522	12/15/2011	1	9934627	003780	127.01
MARTI3 Subtotal :						358.88
MCCRIM / Kevin McCrimmon	41523	12/15/2011	1	PAYT120911	003780 REBATE	100.00
MCCRIM Subtotal :						100.00
MEADOW / Meadowbrook Hardware	41524	12/15/2011	1	NOV2011	003780	69.11
MEADOW Subtotal :						69.11
MICHAE / Michael Baker, Jr. Inc.	41525	12/15/2011	1	812862	003780 SPO#8546	38896.20
MICHAE Subtotal :						38896.20
MILLER / Miller's Office Products	41526	12/15/2011	1	578978	003780	51.55
MILLER Subtotal :						51.55
OBRIE1 / O'Brien & Gere Engineers, Inc.	41527	12/15/2011	1	1128572	003780 PO#8578	13648.75
OBRIE1 Subtotal :						13648.75
OLIVE1 / Dr. M. Norman Oliver	41528	12/15/2011	1	PAYT112811	003780 RAIN BARRE	30.00
OLIVE1 Subtotal :						30.00
PACKNM / Pack 'N' Mail	41529	12/15/2011	1	NOV2011	003780 ACCOUNT1	136.71
PACKNM Subtotal :						136.71

Albemarle County Service Authority
 Complete Check Register
 Current File, 12/01/11 to 12/15/11
 All Accounts, Sessions 000000 to 003782

Date:

Payment / Vendor
 Information

Payment / Vendor Information	Check	Ck Date	Prity	Invoice	Session	Reference	Amount
PANTO2 / Pantops Family Medicine	41530	12/15/2011	1	1556	003780		475.00
PANTO2 Subtotal :							475.00
PRICE / Jim Price Chevrolet	41531	12/15/2011	1	6044017/1	003780		105.86
PRICE Subtotal :							105.86
REXEL / Rexel Inc.	41532	12/15/2011	1	S101694127	003780		58.41
REXEL / Rexel Inc.	41532	12/15/2011	1	S101695190	003780		2.75
REXEL / Rexel Inc.	41532	12/15/2011	1	S101883503	003780		54.30
REXEL Subtotal :							115.46
RJACKS / Rosalind Jackson	41533	12/15/2011	1	PAYT120811	003780	REBATE	187.11
RJACKS Subtotal :							187.11
RLAUGH / Robert Laughlin	41534	12/15/2011	1	PAYT120811	003780	REBATE	200.00
RLAUGH Subtotal :							200.00
ROTHST / Harold Rothstein	41535	12/15/2011	1	PAYT120811	003780	REBATE	100.00
ROTHST Subtotal :							100.00
RWORRE / Rickie Worrell	41536	12/15/2011	1	PAYT120811	003780	REBATE	259.30
RWORRE Subtotal :							259.30
SAFEWA / Safeware, Inc.	41537	12/15/2011	1	3273671	003780		80.20
SAFEWA Subtotal :							80.20
SPRINT / CenturyLink	41538	12/15/2011	1	ASH1211	003780	310049168	43.74
SPRINT / CenturyLink	41538	12/15/2011	1	CROZET1211	003780	309582689	38.52
SPRINT / CenturyLink	41538	12/15/2011	1	GEORG1111	003780	309374717	39.62
SPRINT / CenturyLink	41538	12/15/2011	1	MILLCR0112	003780	309803129	197.16
SPRINT / CenturyLink	41538	12/15/2011	1	MILLCR1211	003780	310360951	44.88
SPRINT / CenturyLink	41538	12/15/2011	1	PETER1211	003780	309402894	39.10
SPRINT / CenturyLink	41538	12/15/2011	1	REDF1211	003780	309823291	49.46
SPRINT / CenturyLink	41538	12/15/2011	1	REDH1211	003780	309751316	47.48
SPRINT / CenturyLink	41538	12/15/2011	1	WOOD1211	003780	310408398	51.85
SPRINT Subtotal :							551.81

Albemarle County Service Authority
 Complete Check Register
 Current File, 12/01/11 to 12/15/11
 All Accounts, Sessions 000000 to 003782

Date:

Payment / Vendor
 Information

Payment / Vendor Information	Check	Ck Date	Prty	Invoice	Session	Reference	Amount
STJOHN / St. John, Bowling, Lawrence &	41539	12/15/2011	1	11023	003780	PO#8581	8170.00
STJOHN Subtotal :							8170.00
SUPPLY / The Supply Room Companies, Inc.	41540	12/15/2011	1	1638034-0	003780		281.58
SUPPLY / The Supply Room Companies, Inc.	41540	12/15/2011	1	1643715-0	003780		138.86
SUPPLY Subtotal :							420.44
THOMA7 / Thomas B. Lincoln Land Surveyor	41541	12/15/2011	1	13706	003780	PO#8578	2688.75
THOMA7 Subtotal :							2688.75
Employee	41542	12/15/2011	1	CAFE113011	003780	MED. REIMB	81.00
Subtotal :							81.00
TRACTO / Tractor Supply	41543	12/15/2011	1	NOV2011	003780	6035301201	148.33
TRACTO Subtotal :							148.33
TREAS1 / Treasurer of Virginia	41544	12/15/2011	1	160741	003780	PO#8574	2787.18
TREAS1 Subtotal :							2787.18
TRUCK2 / Truck Enterprises, Inc.	41545	12/15/2011	1	AW48416	003780		417.17
TRUCK2 Subtotal :							417.17
Employee	41546	12/15/2011	1	CAFE113011	003780	MED. REIMB	149.00
Subtotal :							149.00
UNIFIR / UniFirst Corporation	41547	12/15/2011	1	2020669261	003780		327.00
UNIFIR / UniFirst Corporation	41547	12/15/2011	1	2020670029	003780		360.38
UNIFIR / UniFirst Corporation	41547	12/15/2011	1	2020670894	003780		360.38
UNIFIR Subtotal :							1047.76
UNITE2 / United Rentals, Inc.	41548	12/15/2011	1	100420003	003780		75.36
UNITE2 Subtotal :							75.36

Albemarle County Service Authority
 Complete Check Register
 Current File, 12/01/11 to 12/15/11
 All Accounts, Sessions 000000 to 003782

Date:

Payment / Vendor
 Information

Check	Ck Date	Prity	Invoice	Session	Reference	Amount
UVAHE1 / University of Va. Medical Center	41549	12/15/2011	1	CAFE120611	003780	79.80
UVAHE1 / University of Va. Medical Center	41549	12/15/2011	1	CAFE12611	003780	439.46
UVAHE1 Subtotal :						519.26
VAGFOA / Virginia Government Finance	41550	12/15/2011	1	FM2012-381	003780 SHIFFLETT	35.00
VAGFOA Subtotal :						35.00
VERIZO / Verizon Wireless	41551	12/15/2011	1	6663123755	003780 622280277	1402.93
VERIZO Subtotal :						1402.93
VOICEL / VoiceLink Communications	41552	12/15/2011	1	54301	003780	197.25
VOICEL Subtotal :						197.25
VONACH / Johanna Vonachen	41553	12/15/2011	1	PAYT112811	003780 TOILET REB	100.00
VONACH Subtotal :						100.00
Employee	41554	12/15/2011	1	CAFE113011	003780 CHILD CARE	70.00
Subtotal :						70.00
WATERE / Water Environment Federation	41555	12/15/2011	1	9000073992	003780 ID-1826326	113.00
WATERE / Water Environment Federation	41555	12/15/2011	1	9000074256	003780 ID-1838300	113.00
WATERE Subtotal :						226.00
WAYNEO / Wayne Oxygen &	41556	12/15/2011	1	276271	003780	56.00
WAYNEO / Wayne Oxygen &	41556	12/15/2011	1	55774W	003780	225.00
WAYNEO Subtotal :						281.00
WHITMA / Whitman, Requardt & Associates, L	41557	12/15/2011	1	1-46480-8	003780 PO#8579	3000.00
WHITMA / Whitman, Requardt & Associates, L	41557	12/15/2011	1	21-46480-1	003780	874.00
WHITMA / Whitman, Requardt & Associates, L	41557	12/15/2011	1	24-46480-3	003780 SPO#8484	5238.47

Albemarle County Service Authority
 Complete Check Register
 Current File, 12/01/11 to 12/15/11
 All Accounts, Sessions 000000 to 003782

Date:

Payment / Vendor
 Information

Check	Ck Date	Prity	Invoice	Session	Reference	Amount
WHITMA / Whitman, Requardt & Associates, L 41557	12/15/2011	1	32-46436	003780	SPO#8577	3437.10
WHITMA / Whitman, Requardt & Associates, L 41557	12/15/2011	1	9-46480-6	003780	SPO#8508	5838.75
WHITMA Subtotal :						18388.32
WILLIA / S. L. Williamson Company, Inc. 41558	12/15/2011	1	00047585	003780		490.75
WILLIA Subtotal :						490.75
Employee 41559	12/15/2011	1	CAFE120211	003780	MED. REIMB	7.00
Subtotal :						7.00
Employee 41560	12/15/2011	1	CAFE120811	003780	MED. REIMB	248.83
Employee 41560	12/15/2011	1	CAFE120911	003780	MED. REIMB	61.15
Subtotal :						309.98
Total For Check Account:		201-200-084				299502.03
Check Register Total :						300829.35
RIVAN2/Rivanna Water & Sewer Authority	11/10/2011		Bulk Water & Sewer Transfer			975644.06
Check Register & Wire Total:						1276473.41

Albemarle County Service Authority
 Complete Check Register
 Current File, 12/16/11 to 12/31/11
 All Accounts, Sessions 000000 to 003797

Date:

Payment / Vendor
 Information

Check	Ck Date	Prity	Invoice	Session	Reference	Amount
Checking Account: 100-100-018						
ACCPAC / Sage Software, Inc.	41615	12/21/2011	M	2000431521	003797	3600.50
ACCPAC / Sage Software, Inc.	41615	12/21/2011	M	200438961	003797	395.00
ACCPAC Subtotal :						3995.50
Total For Check Account:						100-100-018 3995.50
Checking Account: 100-100-020						
ACAC / ACAC Fitness & Wellness	28471	12/30/2011	1	PAYT122011	003795 A-RESP117	396.00
ACAC Subtotal :						396.00
COUNT1 / County of Albemarle	28472	12/30/2011	1	HPRE123011	003795 HEALTH PRE	99.38
COUNT1 Subtotal :						99.38
HBESKI / Herbert L. Beskin, Trustee	28473	12/30/2011	1	PAYT122011	003795	1125.00
HBESKI Subtotal :						1125.00
THELIN / The Lincoln National Life Insuran	28474	12/30/2011	1	LTST0112	003795 A-739640	80.16
THELIN Subtotal :						80.16
TREAS4 / Treasurer of Virginia	28475	12/30/2011	1	PAYT122011	003795	327.32
TREAS4 Subtotal :						327.32
UNITE5 / United Way Thomas Jefferson Area	28476	12/30/2011	1	PAYT122011	003795 PLEDGES	70.00
UNITE5 Subtotal :						70.00
Total For Check Account:						100-100-020 2097.86
Checking Account: 201-200-084						

Albemarle County Service Authority
 Complete Check Register
 Current File, 12/16/11 to 12/31/11
 All Accounts, Sessions 000000 to 003797

Date:

Payment / Vendor
 Information

Payment / Vendor Information	Check	Ck Date	Prty	Invoice	Session	Reference	Amount
/ ** ALIGNMENT **	41563	12/30/2011	S	ALIGNMENT		ALIGNMENT	0.00
						Subtotal :	0.00
ADVAN1 / Advance Auto Parts	41564	12/30/2011	1	NOV2011	003796	6479901475	393.97
						ADVAN1 Subtotal :	393.97
ADVANO / Advantage Office Systems	41565	12/30/2011	1	30863	003796	PO#8583	1378.00
ADVANO / Advantage Office Systems	41565	12/30/2011	1	30864	003796		142.00
						ADVANO Subtotal :	1520.00
ALBEMA / Albemarle Lock & Safe Company, In	41566	12/30/2011	1	26405	003796		10.95
						ALBEMA Subtotal :	10.95
Employee	41567	12/30/2011	1	CAFE121611	003796	CHILD CARE	200.00
						Subtotal :	200.00
ALLIED / Allied Concrete Company	41568	12/30/2011	1	000645669	003796		26.95
						ALLIED Subtotal :	26.95
AUTOZO / AutoZone, Inc.	41569	12/30/2011	1	1011	003796	A-213718	95.22
						AUTOZO Subtotal :	95.22
Employee	41570	12/30/2011	1	CAFE121611	003796	CHILD CARE	1000.00
						Subtotal :	1000.00
BOBS / Bob's Wheel Alignment, Inc.	41571	12/30/2011	1	54917	003796		210.98
						BOBS Subtotal :	210.98
CAPITA / Capital Tristate	41572	12/30/2011	1	S011676069	003796		9.25
						CAPITA Subtotal :	9.25

Albemarle County Service Authority
 Complete Check Register
 Current File, 12/16/11 to 12/31/11
 All Accounts, Sessions 000000 to 003797

Date:

Payment / Vendor
 Information

Payment / Vendor Information	Check	Ck Date	Prity	Invoice	Session	Reference	Amount
CHARL9 / Central Virginia Rental	41573	12/30/2011	1	81876-4	003796		184.50
CHARL9 Subtotal :							184.50
CHARLR / Charlottesville Regional Chamber	41574	12/30/2011	1	2677	003796		825.00
CHARLR Subtotal :							825.00
CITY1 / City of Charlottesville	41575	12/30/2011	1	PETER1211	003796	A-1023050	37.28
CITY1 / City of Charlottesville	41575	12/30/2011	1	SHOP1211	003796	A-1020814	164.86
CITY1 Subtotal :							202.14
CLEARC / Clear Communication &	41576	12/30/2011	1	90603	003796		96.00
CLEARC Subtotal :							96.00
COUNT1 / County of Albemarle	41577	12/30/2011	1	123011DPRE	003796	DENTAL PRE	2736.90
COUNT1 / County of Albemarle	41577	12/30/2011	1	123011HPRE	003796	HEALTH PRE	41228.78
COUNT1 / County of Albemarle	41577	12/30/2011	1	HOSP123011	003796	HOSPITALIZ	8529.28
COUNT1 Subtotal :							52494.96
DOMIN3 / Dominion Virginia Power	41578	12/30/2011	1	AMBDEC11	003796	1450713233	205.54
DOMIN3 / Dominion Virginia Power	41578	12/30/2011	1	BARRJAN12	003796	3816467504	2087.02
DOMIN3 / Dominion Virginia Power	41578	12/30/2011	1	CSHOPNOV11	003796	4589780156	104.82
DOMIN3 / Dominion Virginia Power	41578	12/30/2011	1	FAULCDEC11	003796	9722152502	10.17
DOMIN3 / Dominion Virginia Power	41578	12/30/2011	1	GEORGNOV11	003796	9694377509	201.31
DOMIN3 / Dominion Virginia Power	41578	12/30/2011	1	HOLIDDEC11	003796	3459448092	19.07
DOMIN3 / Dominion Virginia Power	41578	12/30/2011	1	LEGOJAN12	003796	0893976829	80.97
DOMIN3 / Dominion Virginia Power	41578	12/30/2011	1	OAKFDEC11	003796	3694115001	125.26
DOMIN3 / Dominion Virginia Power	41578	12/30/2011	1	OLDFJAN12	003796	9634630009	236.85

Albemarle County Service Authority
 Complete Check Register
 Current File, 12/16/11 to 12/31/11
 All Accounts, Sessions 000000 to 003797

Date:

Payment / Vendor
 Information

Check	Ck Date	Prity	Invoice	Session	Reference	Amount
DOMIN3 / Dominion Virginia Power	41578	12/30/2011	1	PETERJAN12	003796 3827498456	183.20
DOMIN3 / Dominion Virginia Power	41578	12/30/2011	1	ROLLNOV11	003796 2624300006	17.39
DOMIN3 / Dominion Virginia Power	41578	12/30/2011	1	ROOKWDEC11	003796 5666293393	9.01
DOMIN3 / Dominion Virginia Power	41578	12/30/2011	1	RT250DEC11	003796 0771930005	95.41
DOMIN3 / Dominion Virginia Power	41578	12/30/2011	1	SUMMIJAN12	003796 4823452430	71.36
DOMIN3 / Dominion Virginia Power	41578	12/30/2011	1	TREMNOV11	003796 5925565003	296.57
DOMIN3 / Dominion Virginia Power	41578	12/30/2011	1	WOODNOV11	003796 0093014934	109.97
DOMIN3 Subtotal :						3853.92
EMERGE / Emergenetics International	41579	12/30/2011	1	10555	003796	104.00
EMERGE Subtotal :						104.00
FERGUS / Ferguson Enterprises, Inc.	41580	12/30/2011	1	1839230	003796	16.47
FERGUS Subtotal :						16.47
HAWKIN / Hawkins-Graves, Inc.	41581	12/30/2011	1	522533	003796	39.25
HAWKIN Subtotal :						39.25
HDSUPP / HD Supply Waterworks, Ltd.	41582	12/30/2011	1	4136212	003796 PO#8586	21318.55
HDSUPP Subtotal :						21318.55
INNOVY / Innovyze	41583	12/30/2011	1	1431847	003796 PO#8589	2000.00
INNOVY Subtotal :						2000.00
JAMES / James River Solutions	41584	12/30/2011	1	S044925-IN	003796	1592.09
JAMES / James River Solutions	41584	12/30/2011	1	S044926-IN	003796	513.73
JAMES Subtotal :						2105.82

Albemarle County Service Authority
 Complete Check Register
 Current File, 12/16/11 to 12/31/11
 All Accounts, Sessions 000000 to 003797

Date:

Payment / Vendor
 Information

Check	Ck Date	Prty	Invoice	Session	Reference	Amount
JAMESR / James River Equipment, Inc. -	41585	12/30/2011	1	1389804	003796	85.66
JAMESR / James River Equipment, Inc. -	41585	12/30/2011	1	1389945	003796	81.56
JAMESR Subtotal :						167.22
LINCO / Linco, Inc.	41586	12/30/2011	1	BROOKWAY#2	003796	13395.00
LINCO Subtotal :						13395.00
Employee	41587	12/30/2011	1	CAFE121511	003796 CHILD CARE	200.00
Subtotal :						200.00
MAILIN / Mailing Services of Virginia	41588	12/30/2011	1	1112005	003796	388.06
MAILIN Subtotal :						388.06
MINNES / Minnesota Life Insurance Company	41589	12/30/2011	1	PAYT122011	003796 LIFE INS.	472.46
MINNES Subtotal :						472.46
NIZIOL / Emily Shifflett	41590	12/30/2011	1	PAYT121911	003796 TUITION	1917.13
NIZIOL Subtotal :						1917.13
PIEDM6 / Piedmont VA Community College	41591	12/30/2011	1	PV282-812	003796	99.00
PIEDM6 Subtotal :						99.00
PRIOR1 / Priority Elevator	41592	12/30/2011	1	702	003796	126.00
PRIOR1 Subtotal :						126.00
RAGSDA / Shane T. Ragsdale DBA/	41593	12/30/2011	1	009	003796 SPO#8444	2000.00
RAGSDA Subtotal :						2000.00
RAPPAH / Rappahannock Electric Cooperative	41594	12/30/2011	1	BRIAR1111	003796 7397720000	64.14
RAPPAH / Rappahannock Electric Cooperative	41594	12/30/2011	1	NRIVAN1111	003796 6397772000	113.38

Albemarle County Service Authority
 Complete Check Register
 Current File, 12/16/11 to 12/31/11
 All Accounts, Sessions 000000 to 003797

Date:

Payment / Vendor
 Information

Check	Ck Date	Prity	Invoice	Session	Reference	Amount
RAPPAH Subtotal :						177.52
REXEL / Rexel Inc.	41595	12/30/2011	1	S101955377	003796	36.83
REXEL Subtotal :						36.83
RHDONN / Dex One	41596	12/30/2011	1	DEC2011	003796 300118889	53.50
RHDONN Subtotal :						53.50
RIVAN1 / Rivanna Solid Waste Authority	41597	12/30/2011	1	NOV2011	003796 ACCT. 70	774.28
RIVAN1 Subtotal :						774.28
RIVAN2 / Rivanna Water & Sewer Authority	41598	12/30/2011	1	08289	003796	1346.75
RIVAN2 Subtotal :						1346.75
Employee	41599	12/30/2011	1	CAFE121611	003796 MED. REIMB	178.14
Subtotal :						178.14
SPECIA / Specialty Fasteners of Ch'ville	41600	12/30/2011	1	166881	003796	4.12
SPECIA / Specialty Fasteners of Ch'ville	41600	12/30/2011	1	166899	003796	19.00
SPECIA / Specialty Fasteners of Ch'ville	41600	12/30/2011	1	167004	003796	19.14
SPECIA / Specialty Fasteners of Ch'ville	41600	12/30/2011	1	167027	003796	37.32
SPECIA Subtotal :						79.58
SPRINT / CenturyLink	41601	12/30/2011	1	DSL1211	003796 309584936	639.06
SPRINT / CenturyLink	41601	12/30/2011	1	MAIN1211	003796 310434122	701.74
SPRINT Subtotal :						1340.80
Employee	41602	12/30/2011	1	CAFE121911	003796 MED. REIMB	50.00
Subtotal :						50.00
SUPERS / Super Shoe Stores, Inc.	41603	12/30/2011	1	0046401-IN	003796	150.00

Albemarle County Service Authority
 Complete Check Register
 Current File, 12/16/11 to 12/31/11
 All Accounts, Sessions 000000 to 003797

Date:

Payment / Vendor
 Information

Check	Ck Date	Prty	Invoice	Session	Reference	Amount
SUPERS Subtotal :						150.00
THELIN / The Lincoln National Life Insuran	41604	12/30/2011	1	STLT0112	003796 A-739640	626.84
THELIN Subtotal :						626.84
TIGERF / Tiger Fuel Company	41605	12/30/2011	1	000569831	003796 A-93009930	572.39
TIGERF Subtotal :						572.39
TISDEL / George W. Tisdelle DDS PC	41606	12/30/2011	1	CAFE121911	003796	437.00
TISDEL Subtotal :						437.00
TREAS3 / Treasurer of Virginia - VRS	41607	12/30/2011	1	LIFE1211	003796 LIFE INS.	723.77
TREAS3 / Treasurer of Virginia - VRS	41607	12/30/2011	1	RETIRE1211	003796 RETIREMENT	32682.21
TREAS3 Subtotal :						33405.98
Employee	41608	12/30/2011	1	CAFE121911	003796 MED. REIMB	249.00
Subtotal :						249.00
UNIFIR / UniFirst Corporation	41609	12/30/2011	1	2020671758	003796	361.73
UNIFIR / UniFirst Corporation	41609	12/30/2011	1	2020672607	003796	360.38
UNIFIR Subtotal :						722.11
VAELEC / Virginia Electronics Components I	41610	12/30/2011	1	1267637-01	003796	94.75
VAELEC Subtotal :						94.75
VAGFOA / Virginia Government Finance	41611	12/30/2011	1	FM2012-228	003796 KLENDWORTH	35.00
VAGFOA / Virginia Government Finance	41611	12/30/2011	1	FM2012-TF	003796 T. FOSTER	35.00
VAGFOA Subtotal :						70.00
VAUTIL / Virginia Utility Protection Servi	41612	12/30/2011	1	11110005	003796 A-ACSA26	882.00

Albemarle County Service Authority
 Complete Check Register
 Current File, 12/16/11 to 12/31/11
 All Accounts, Sessions 000000 to 003797

Date:

Payment / Vendor
 Information

Check	Ck Date	Prity	Invoice	Session	Reference	Amount
VAUTIL Subtotal :						882.00
WHITMA / Whitman, Requardt & Associates, L	41613	12/30/2011	1	6-46480-6	003796 SPO#8508	1663.42
WHITMA Subtotal :						1663.42
WILLIA / S. L. Williamson Company, Inc.	41614	12/30/2011	1	00047614	003796	245.70
WILLIA Subtotal :						245.70
Total For Check Account:				201-200-084		<u>148629.39</u>
Check Register Total :						<u><u>154722.75</u></u>