

MEMORANDUM

To: Board of Directors
From: Gary W. Fern, P.E., Executive Director
Date: December 10, 2009
Re: Consent Agenda - Monthly Financial Reports
cc: James M. Bowling, IV

The following is a summary of the monthly financial reports for November, 2009:

Revenue and Expense Summary

Total Revenues to date \$9,948,117 are below the projected year-to-date, and Total Expenses \$7,350,721 are less than the Total Revenues and projected year-to-date expenses.

Repair, Replacement and Rehabilitation (3R) Fund

The available fund balance after appropriations for cost overruns and unappropriated projects is \$3,862,124. Equipment Replacement Expenses for the year total \$37,900.

Five Column Balance Sheet

The total liabilities to date of \$1,138,184.59 compared to total assets of \$110,261,324.64, results in total net assets of \$109,123,140.05.

Income Statements

The net income for the month is \$684,654.86.

Investment Summary

With total investments of \$11,314,424.15, we have projected interest receivable for the month of November, 2009 of \$22,723.30. The average yield is 2.43%.

ACSA Monthly Water Consumption Graph

Attached for your review this month is a water consumption graph for FY 2010. The total water used in November 2009 was approximately 122,189,900 gallons. This is a decrease of approximately 12,741,250 gallons (9.4%) from October 2009 and a decrease of approximately 5,342,503 gallons (4.2%) from November 2008.

Water Units by Class/Water Usage by Class

The number of invoiced water connections by class decreased by 23 since the month of October, 2009. The average water use for all classes decreased from the previous month. The average single-family residential water use is calculated at 3,710 gallons for the month. The average single-family residential water use is approximately 124 gpd.

Single-Family Residential Water Usage Graph

Single-family residential water usage decreased from October, 2009 to November, 2009 by approximately 5,019,200 gallons. The difference in water use between that consumed in November, 2008 and November, 2009 is a decrease of 2,288,403 gallons.

RWSA Flows vs. ACSA Billings Graphs

Three (3) graphs are provided which compare the RWSA Billed Water Flows to the ACSA Billed Water Flows in the three systems: Urban Area, Crozet and Scottsville. The resulting difference, as a percentage, is 7%, 11% and 72%, respectively.

Two (2) graphs are provided which compare the RWSA Billed Wastewater Flows to the ACSA Customer Usage in the Urban Area, including Glenmore and Crozet; and Scottsville. The resulting difference, as a percentage, is 66% and 211%, respectively.

Board Action

No Board action is required.

GWF/dmg/anw

	Fiscal Year 2010						Fiscal Year 2009				
	Budget	Current Month's		Year-to-Date		Projected	Budget	Month of November		Year-to-Date	
		Revenues, Expenses, and % of Budget	Revenues, Expenses, and % of Budget	Revenues, Expenses, and % of Budget	Year-to-Date 41.67% of Budget	Revenues, Expenses, and % of Budget		Revenues, Expenses, and % of Budget			
REVENUES and *OTHER FUNDING											
<i>Water & Sewer Volume and Service Charges</i>											
Urban		\$1,400,642		\$7,671,323			\$1,390,457		\$7,962,612		
Crozet		\$125,375		\$712,180			\$123,535		\$726,306		
Scottsville		\$15,928		\$105,248			(\$12,996)		\$117,252		
Total	\$20,353,922	\$1,541,945	7.58%	\$8,488,751	41.71%	\$8,480,801	\$21,061,018	\$1,500,996	7.13%	\$8,806,170	41.81%
<i>Water Connection Charges</i>											
Urban		\$1,331		\$17,382			\$4,466		\$43,133		
Crozet		\$242		\$5,706			\$195		\$3,526		
Scottsville		\$0		\$121			\$0		\$3,533		
Total	\$90,500	\$1,573	1.74%	\$23,209	25.64%	\$37,708	\$89,800	\$4,661	5.19%	\$50,192	55.89%
<i>Sewer Connection Charges</i>											
Urban		\$1,180		\$5,844			\$0		\$7,000		
Crozet		\$0		\$430			\$4,120		\$17,655		
Scottsville		\$0		\$0			\$0		\$3,690		
Total	\$35,700	\$1,180	3.31%	\$6,274	17.57%	\$14,875	\$39,600	\$4,120	10.40%	\$28,345	71.58%
<i>Customer Contributions</i>											
Water	\$942,311	\$42,120		\$500,963			\$1,014,645	\$39,087		\$446,142	
Sewer	\$758,819	\$61,770		\$613,779			\$1,208,225	(\$44,686)		\$447,296	
Total	\$1,701,130	\$103,890	6.11%	\$1,114,742	65.53%	\$708,804	\$2,222,870	(\$5,599)	-0.25%	\$893,438	40.19%
<i>Buck Mountain Surcharge</i>	\$72,400	\$2,200	3.04%	\$26,800	37.02%	\$30,167	\$104,600	\$3,200	7.13%	\$28,400	27.15%
<i>Interest</i>	\$274,000	\$66,294	24.19%	\$70,797	25.84%	\$114,167	\$450,000	\$10,099	2.24%	\$34,709	7.71%
<i>Miscellaneous</i>	\$456,500	\$35,211	7.71%	\$217,544	47.65%	\$190,208	\$485,150	\$17,424	3.59%	\$451,552	93.07%
<i>* Projected Debt for Capital Expenses</i>	\$5,000,000	\$0	0.00%	\$0	0.00%	\$2,083,333	\$0	\$0	0.00%	\$0	0.00%
<i>* Transfer of 3R Reserve Funds</i>	\$2,490,678	\$0	0.00%	\$0	0.00%	\$1,037,783	\$2,469,000	\$0	0.00%	\$0	0.00%
TOTAL REVENUES and *OTHER FUNDING	\$30,474,830	\$1,752,293	5.75%	\$9,948,117	32.64%	\$12,697,846	\$26,922,038	\$1,534,901	5.70%	\$10,292,806	38.23%
EXPENSES											
<i>RWSA - Purchase of Water</i>	\$6,462,332	\$521,934	8.08%	\$2,126,937	32.91%	\$2,692,638	\$6,123,902	\$505,549	8.26%	\$2,163,934	35.34%
<i>RWSA - Sewer Treatment</i>	\$4,939,512	\$416,036	8.42%	\$1,552,093	31.42%	\$2,058,130	\$5,480,564	\$365,671	6.67%	\$1,610,409	29.38%
<i>Buck Mountain Surcharge Expense</i>	\$72,400	\$0	0.00%	\$10,100	13.95%	\$30,167	\$104,600	\$0	0.00%	\$12,900	12.33%
<i>Administration</i>	\$1,371,177	\$71,226	5.19%	\$530,982	38.72%	\$571,324	\$1,495,233	\$72,478	4.85%	\$562,858	37.64%
<i>Finance</i>	\$1,330,000	\$94,877	7.13%	\$534,863	40.22%	\$554,167	\$1,260,950	\$97,869	7.76%	\$531,423	42.14%
<i>Engineering</i>	\$1,275,635	\$97,972	7.68%	\$543,900	42.64%	\$531,514	\$1,253,423	\$104,099	8.31%	\$491,849	39.24%
<i>Maintenance</i>	\$2,256,158	\$149,245	6.61%	\$835,898	37.05%	\$940,066	\$2,271,449	\$197,659	8.70%	\$889,509	39.16%
<i>800 Code Equipment Expenses</i>	\$88,300	\$9,032	10.23%	\$0	0.00%	\$36,792	\$475,100	\$0	0.00%	\$2,763	0.58%
<i>Prior Year Expenses/Reappropriations</i>	(\$20,845)	\$0	0.00%	(\$20,040)	96.14%	(\$8,685)	(\$53,692)	\$0	100%	(\$53,692)	100%
<i>Operating Reserve</i>	\$0	\$0	0.00%	\$0	0.00%	\$0	\$568,565	\$0	0.00%	\$0	0.00%
<i>Repair/Replacement Reserves</i>	\$123,574	\$0	0.00%	\$0	0.00%	\$51,489	\$641,585	\$0	0.00%	\$0	0.00%
<i>Debt Service</i>	\$372,700	\$0	0.00%	\$367,602	98.63%	\$155,292	\$372,700	\$2,489	0.67%	\$2,489	0.67%
<i>Projected Debt Service</i>	\$210,637	\$0	0.00%	\$0	0.00%	\$87,765	\$0	\$0	0.00%	\$0	0.00%
<i>Capital Expenses</i>	\$11,993,250	\$272,185	2.27%	\$868,386	7.24%	\$4,997,188	\$6,927,660	\$524,652	7.57%	\$2,259,209	32.61%
TOTAL EXPENSES	\$30,474,830	\$1,632,507	5.36%	\$7,350,721	24.12%	\$12,697,846	\$26,922,038	\$1,870,466	6.95%	\$8,473,651	31.47%
Month & YTD Surplus		<u>\$119,786</u>		<u>\$2,597,396</u>			<u>(\$335,565)</u>		<u>\$1,819,155</u>		

Acct. #	Capital Project Name	Balances at 6/30/09	Current Expenses	Year-to-Date Expenses	Close Outs	Current Balances	*Acquisition and Use of		Budget Appropriation	Unexpended/ (Over-expended) Appropriation
							Easements	Expenses to Date		
303000	ACSA Maintenance Yd Imp.	\$33,995	\$0	\$0		\$33,995		\$33,995	\$40,582	\$6,587
304000	ACSA Office Renovations	\$699,495	\$0	\$0		\$699,495		\$699,495	\$737,500	\$38,005
306000	Woodbrook WL Repl Project	\$1,697,011	\$0	\$0		\$1,697,011	\$7,060	\$1,704,071	\$1,679,996	(\$24,075)
307000	Canterbury Hills & Ednam W Pump	\$69,749	\$0	\$0		\$69,749		\$69,749	\$71,000	\$1,251
308000	Scottsville Streetscape Project	\$1,236	\$0	\$0		\$1,236		\$1,236	\$82,000	\$80,764
310000	Ragged Mtn Water Proj Ph 2 & 3	\$263,091	\$0	\$62,632		\$325,723	\$2,800	\$328,523	\$347,081	\$18,558
312000	Ashcroft Water System Project	\$76,342	\$0	\$0		\$76,342		\$76,342	\$217,335	\$140,993
314000	West Leigh Dr. Water Line Rep.	\$664,636	\$0	\$2,305		\$666,940	\$2,600	\$669,540	\$790,188	\$120,648
315000	Williston & Emerson Dr. WL Rep	\$83,871	\$0	\$0		\$83,871		\$83,871	\$87,100	\$3,229
316000	Colhurst WL Rep.	\$836,456	\$0	\$0	(\$836,456)	\$0		\$0	\$0	\$0
317000	Owensville Rd Water Main	\$294,690	\$0	\$1,601		\$296,291		\$296,291	\$299,597	\$3,306
318000	Downtown Crozet Streetscape	\$6,342	\$0	\$0		\$6,342		\$6,342	\$6,500	\$158
319000	Camelot Pressure Reducing Valve	\$50,998	\$754	\$754		\$51,751		\$51,751	\$45,000	(\$6,751)
320000	Berwick Rd. Water Main Repl.	\$0	\$5,900	\$16,075		\$16,075		\$16,075	\$24,310	\$8,236
321000	Canterbury Hills Water Main Repl.	\$0	\$0	\$30,582		\$30,582		\$30,582	\$70,110	\$39,529
322000	Camp Holiday Trails Water Main	\$266,416	\$0	\$0	(\$266,416)	\$0		\$0	\$0	\$0
323000	✓ Red Hill Water System	\$671,957	\$0	\$26,551		\$698,508		\$698,508	\$404,441	(\$294,067)
324000	Glenmore Water Tank Study	\$0	\$0	\$0		\$0		\$0	\$82,190	\$82,190
325000	West Leigh Tank Study	\$0	\$0	\$0		\$0		\$0	\$79,390	\$79,390
326000	Hardware St Water Main Ext Project	\$0	\$5,464	\$5,464		\$5,464		\$5,464	\$118,130	\$112,666
327000	Scottsville Ph. 1 W&S Project	\$737,580	\$0	\$1,467		\$739,047	\$1,450	\$740,497	\$772,547	\$32,050
328000	Camp Holiday Trails W Quality Eval. Study	\$0	\$0	\$0		\$0		\$0	\$23,050	\$23,050
330000	Buckingham Cl W&S Project	\$0	\$6,837	\$6,837		\$6,837		\$6,837	\$177,730	\$170,893
341000	Georgetown Grn S Rehab	\$123,352	\$0	\$0	(\$123,352)	\$0		\$0	\$0	\$0
342000	Oak Hill Sewer Project	\$96,430	\$2,075	\$2,075		\$98,505		\$98,505	\$83,605	(\$14,900)
343000	Camelot WWTP Program	\$4,969	\$0	\$0		\$4,969		\$4,969	\$15,000	\$10,031
344000	Camelot WWTP Upgrade	\$258,413	\$0	\$0		\$258,413		\$258,413	\$423,500	\$165,087
345000	Boar's Head Inn Sewer Repl Proj	\$175,174	\$11,277	\$73,806		\$248,980		\$248,980	\$334,060	\$85,080
346000	Crozet Sewer Pump Station	\$40,861	\$0	\$0		\$40,861		\$40,861	\$71,477	\$30,617
347000	Old Forge Sewer Pump Station	\$43,353	\$0	\$0		\$43,353		\$43,353	\$78,377	\$35,024
348000	Crozet SSES Project	\$0	\$36,295	\$36,295		\$36,295		\$36,295	\$174,336	\$138,041
349000	Hollymeade Water Mn. Repl. Ph. 1	\$0	\$0	\$0		\$0		\$0	\$174,336	\$359,000
350000	Stonehenge Sewer Relining	\$189,756	\$0	\$0	(\$189,756)	\$0		\$0	\$0	\$0
352000	Berkeley Sewer Lining Project	\$233,222	\$0	\$0	(\$233,222)	\$0		\$0	\$0	\$0
353000	Kappa Sigma - WL	\$0	\$0	\$0		\$0		\$0	\$7,624	\$7,624
354000	Kappa Sigma - SL	\$0	\$0	\$0		\$0		\$0	\$8,682	\$8,682
355000	Barterbrook/Scottsville S Relining	\$572,163	\$0	\$0	(\$572,163)	\$0		\$0	\$0	\$0
356000	North Fork Pump Station Project	\$461,317	\$108,969	\$287,644		\$748,961		\$748,961	\$1,124,800	\$375,839
357000	Meadowcreek Drainage Basin S Rehab Pro	\$418,002	\$47,644	\$86,873		\$504,875		\$504,875	\$626,315	\$121,440
358000	Grgtown Grn Pump Stn Generator	\$66,304	\$0	\$0	(\$66,304)	\$0		\$0	\$0	\$0
359000	Northfields Sewer	\$172,623	\$46,971	\$189,943		\$362,566	\$4,885	\$367,451	\$444,108	\$76,657
360000	ACSA Construction Crew	\$0	\$0	\$0		\$0		\$0	\$81,335	\$81,335
361000	Scottsville Fire Hydrant Repl.	\$20,588	\$0	\$0	(\$20,588)	\$0		\$0	\$0	\$0
363000	Montvue Water Main Repl	\$0	\$0	\$0		\$0		\$0	\$8,000	\$8,000
364000	Frederick Cl Water Main Repl	\$17,975	\$0	\$7,028		\$25,003		\$25,003	\$26,900	\$1,897
365000	King George's Cl Water Main Repl	\$18,160	\$0	(\$63)	(\$18,097)	\$0		\$0	\$0	\$0
366000	East Market St Water Main Repl	\$0	\$0	\$0		\$0		\$0	\$18,400	\$18,400
367000	Univ. Commons Water Main Repl	\$0	\$0	\$0		\$0		\$0	\$13,600	\$13,600
368000	Pen Park Ln Water Main Repl	\$7,774	\$0	\$0	(\$7,774)	\$0		\$0	\$0	\$0
369000	Hollymeade Water Mn. Repl. Ph. 1	\$0	\$0	\$150		\$150		\$150	\$359,000	\$358,850
375000	Geographical Info System	\$250,328	\$0	\$5,650		\$255,978		\$255,978	\$369,973	\$113,995
376000	Comprehensive W&S Modeling	\$71,642	\$0	\$0		\$71,642		\$71,642	\$71,800	\$159
377000	SCADA System Study	\$0	\$0	\$0		\$0		\$0	\$88,900	\$88,900
393000	¹ Pump Station Fencing Projects	\$2,515	\$0	\$0		\$2,515		\$2,515	\$15,000	\$12,485
394000	² Pump Station Paving Projects	\$915	\$0	\$0		\$915		\$915	\$33,400	\$32,485
397000	Oversizing Agreements	\$0	\$0	\$24,720		\$24,720		\$24,720	\$31,825	\$7,105
399000	Miscellaneous Const.	\$0	\$0	\$0		\$0		\$0	\$10,000	\$10,000
		\$9,699,696	\$272,185	\$868,386	(\$2,334,127)	\$8,233,955	\$18,795	\$8,252,750	\$10,850,130	\$2,782,044

³ Equipment Replacement Expenses: \$37,900 \$37,900

* Reflects the capitalization of easements as required with the implementation of GASB Statement Number 51, "Accounting and Financial Reporting for Intangible Assets."

3R Fund Balance \$7,078,981
Less Designation for Equipment Replacement: (\$434,812)
Less Unexpended (Over-expended) Appropriations: (\$2,782,044)
3R Fund Available Balance: \$3,862,124

✓ Funds received from DEQ (less \$75,000 for the purchase of the well lot): \$741,783

¹ Briarwood & Oak Forest

² Northfields, Georgetown Green, Ednam, Crozet, & Redfields

³ Details - Page 2

Additional Appropriations Needed for Over-expended Projects: \$339,794

**Equipment Replacement Expenses
FY-10**

Operating Equipment

<u>Asset No.</u>	<u>Date</u>	<u>Description</u>	<u>Cost</u>
301742	11/5/2009	2009 SECA Trailer Mounted Sewer Rodding Machine	\$ 37,899.57

Total \$ 37,899.57

Automotive Equipment

<u>Asset No.</u>	<u>Date</u>	<u>Description</u>	<u>Cost</u>
------------------	-------------	--------------------	-------------

Total \$ -

Office Equipment

<u>Asset No.</u>	<u>Date</u>	<u>Description</u>	<u>Cost</u>
------------------	-------------	--------------------	-------------

Total \$ -

Radio Equipment

<u>Asset No.</u>	<u>Date</u>	<u>Description</u>	<u>Cost</u>
------------------	-------------	--------------------	-------------

Total \$ -

Grand Total \$ 37,899.57

Date:

	YTD Opening Balance	YTD Debits	YTD Credits	Net Change	YTD Closing Balance
ASSETS					
----- Unrestricted Assets -----					
Cash	2,502,152.28	30,629,948.29	29,960,654.31	669,293.98	3,171,446.26
Unrestricted Investments	3,577,318.63	1,109,964.67	342,794.00	767,170.67	4,344,489.30
Interest Purchased Receivable	12,319.89				12,319.89
Accounts Receivable	1,306,915.34	9,726,193.68	9,658,297.81	67,895.87	1,374,811.21
Contracts Receivable Current					
Inventory	254,247.07	166,647.18	120,248.31	46,398.87	300,645.94
PrePaid Expenses	164,625.09	3,736.59	163,754.89	(160,018.30)	4,606.79
Total Unrestricted Assets	7,817,578.30	41,636,490.41	40,245,749.32	1,390,741.09	9,208,319.39
----- Restricted Assets -----					
Restricted Cash	218,841.61	2,155,347.70	1,948,966.58	206,381.12	425,222.73
Restricted Investments	7,266,309.02	53,008.62	349,382.79	(296,374.17)	6,969,934.85
Interest Receivable - Restricted	41,244.84				41,244.84
Total Restricted Assets	7,526,395.47	2,208,356.32	2,298,349.37	(89,993.05)	7,436,402.42
----- Other Assets -----					
Contracts Receivable Less Current	89,084.19				89,084.19
Total Other Assets	89,084.19	0.00	0.00	0.00	89,084.19
----- Capital Assets -----					
Land, Structures, Equipment, Improvements	110,532,714.51	3,072,797.13	5,171.94	3,067,625.19	113,600,339.70
Accumulated Depreciation	(27,329,040.98)	199,178.20	1,176,913.75	(977,735.55)	(28,306,776.53)
Construction In Progress	9,699,695.50	1,315,680.68	2,781,420.71	(1,465,740.03)	8,233,955.47
Total Capital Assets	92,903,369.03	4,587,656.01	3,963,506.40	624,149.61	93,527,518.64
Total ASSETS	108,336,426.99	48,432,502.74	46,507,605.09	1,924,897.65	110,261,324.64
LIABILITIES					
----- Current Liabilities -----					
Accounts Payable	1,461,502.48	4,736,137.25	3,274,634.77	(1,461,502.48)	
Retention Payable (CIP)	62,066.72	3,026,573.71	3,007,297.97	(19,275.74)	42,790.98
Revenue Bonds Payable, Current	357,500.00	357,500.00		(357,500.00)	
Interest Payable	8,418.67	8,418.67		(8,418.67)	
Payroll Accruals (Leave, Cafe Plan)	304,677.77	210,434.75	294,565.36	84,130.61	388,808.38
Customer Deposits Payable	108,436.11	13,650.00	15,145.12	1,495.12	109,931.23
Total Current Liabilities	2,302,601.75	8,352,714.38	6,591,643.22	(1,761,071.16)	541,530.59

----- Long Term Liabilities -----

Revenue Bonds Payable, less current	364,100.00				364,100.00
Deferred W & S Connection Fees	468,956.69	559,754.88	323,352.19	(236,402.69)	232,554.00
Total Long Term Liabilities	833,056.69	559,754.88	323,352.19	(236,402.69)	596,654.00
Total LIABILITIES	3,135,658.44	8,912,469.26	6,914,995.41	(1,997,473.85)	1,138,184.59

EQUITY

----- Equity -----

Contributions From Developers	39,696,978.98				39,696,978.98
Contributions from Governments	1,095,691.18				1,095,691.18
Contributions from Customers	11,874,679.00				11,874,679.00
Total Equity	52,667,349.16	0.00	0.00	0.00	52,667,349.16

----- Retained Earnings -----

Retained Earnings - Reserved	6,150,535.97				6,150,535.97
Undesignated Retained Earnings	46,382,883.42				46,382,883.42
Total Retained Earnings	52,533,419.39	0.00	0.00	0.00	52,533,419.39

Year-to-date Net Income				3,922,371.50	3,922,371.50
Total EQUITY	105,200,768.55	0.00	0.00	3,922,371.50	109,123,140.05
Total Liabilities and Equity	108,336,426.99	8,912,469.26	6,914,995.41	1,924,897.65	110,261,324.64

Albemarle County Service Authority
 Income Statement for Period and Year-to-Date
 November 2009

Date:

	PTD Postings	YTD Postings
SALES		
----- Operating Revenues -----		
Water & Sewer Revenue W/S Rev	1,541,944.93	8,488,750.87
Water & Sewer Connection F€ W/S Cnct	2,753.00	29,483.42
Total Operating Revenues	1,544,697.93	8,518,234.29
Total SALES	1,544,697.93	8,518,234.29
Gross Margin	1,544,697.93	8,518,234.29
EXPENSES		
----- Operating Expenses -----		
Miscellaneous operating expe Cust Int	74.07	758.43
Rivanna Operating expenses Expense	937,969.54	3,689,130.04
Departmental Operating Expe Admin.	71,226.04	530,981.91
Departmental Operating Expe Finance	94,876.68	534,863.29
Departmental Operating Expe Engr.	97,971.65	543,899.52
Departmental Operating Expe Maint.	149,244.68	835,898.01
Total Operating Expenses	1,351,362.66	6,135,531.20
Total EXPENSES	1,351,362.66	6,135,531.20
Net Income from Operations	193,335.27	2,382,703.09
OTHER INCOME		
----- Non Operating Revenue -----		
Non-Operating Revenue Rent/BMT	8,187.53	45,145.65
Non-Operating Revenue Interest	66,294.07	70,796.50
Non-Operating Revenue Misc Rev	29,223.45	199,198.22
Non-Operating Revenue Cust/Dev	586,526.00	2,209,211.95
Total Non Operating Revenue	690,231.05	2,524,352.32
----- Non Operating Expenses -----		
Debt Service Expenses/Other Dbt Svc		(1,683.73)
Debt Service Expenses/Other Misc	41.54	(46.47)
Unemployment Compensator VEC/Depr		(46.22)
Depreciation (Non-cash Outla VEC/Depr	(198,953.00)	(982,907.49)
Total Non Operating Expenses	(198,911.46)	(984,683.91)
Total OTHER INCOME	491,319.59	1,539,668.41
Net Income after taxes	684,654.86	3,922,371.50

ACCOUNT	CODE	TOTAL INVESTED	INTEREST RECEIVABLE
Water & Sewer Revenue	116-006	\$ 1,333,693.21	\$ 1,217.08
Customer Deposits	120-022	\$ 78,662.96	\$ 23.93
Operating Reserves	116-018	\$ 3,010,796.09	\$ 5,896.93
Unemployment	120-024	\$ 20,397.29	\$ 6.20
3R Reserves	120-030	\$ 6,870,874.60	\$ 15,579.16
TOTALS		\$ 11,314,424.15	\$ 22,723.30
Weighted Average Maturity (Days)	1,288		
Weighted Average Interest (Monthly)	2.43%		

The Authority's investments on October 31, 2009 are listed (by type and amount) as follows:

Virginia Dept. of the Treasury:

Local Government Investment Pool \$4,510,971
 Open, .457%
 S&P: AAAM

Bank of America - Trustee:

Cash Reserves/Money Market \$274,868
 Open, .500%
 Moody's: Prime-1 S&P:A-1+

Federal Farm Credit BKS \$2,475,775
 Call 5/26/10 @ 100
 Due 5/26/10, 3.700%
 Moody's: AAA S&P:AAA

Federal Home Loan BKS \$1,022,810
 Call 2/17/11 @ 100
 Due 5/14/15, 4.700%
 Moody's: AAA S&P:AAA

Bank of America - Trustee (continued):

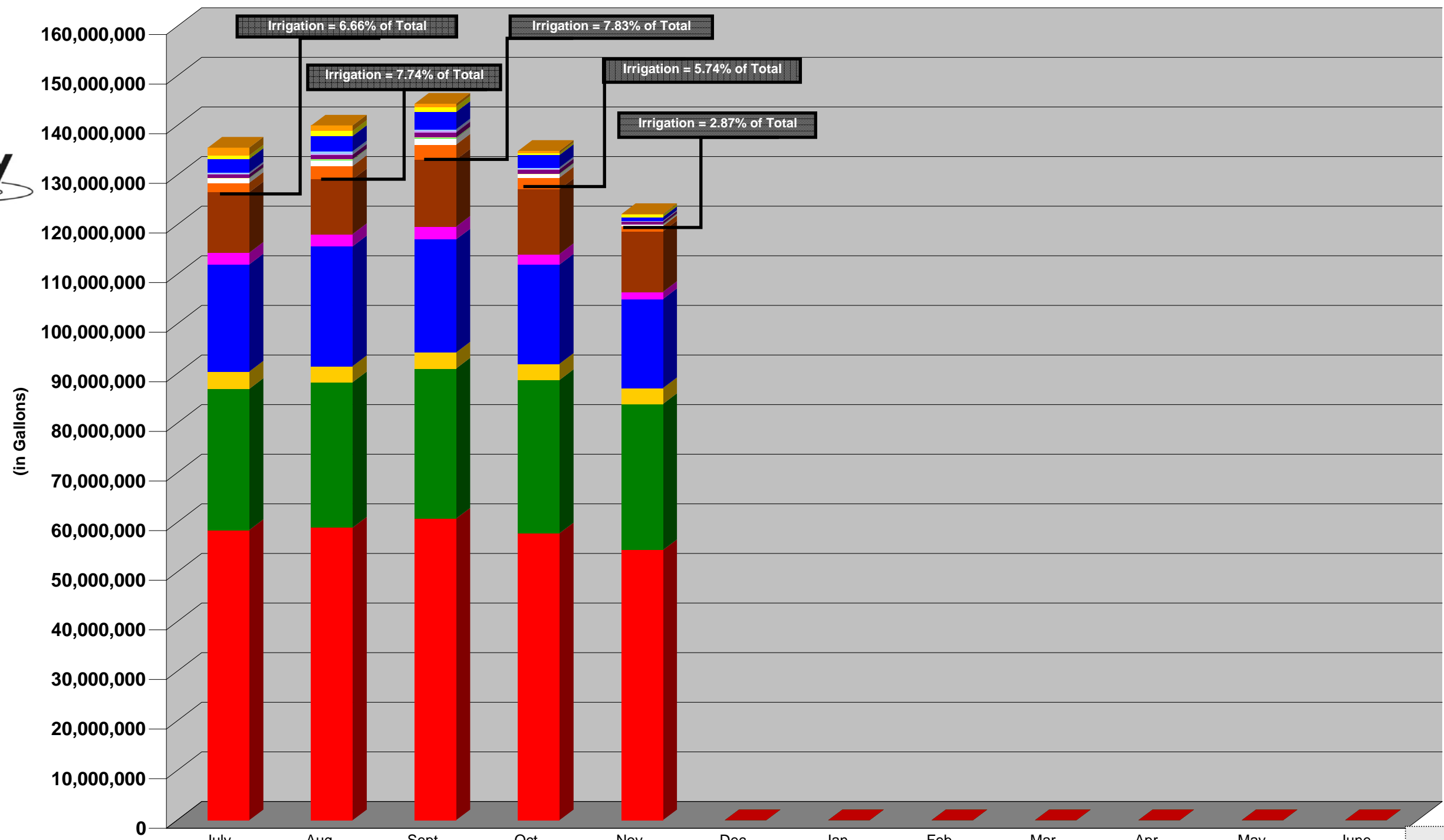
Federal Home Loan BKS \$1,002,500
 Call 2/17/11 @ 100
 Due 2/17/16, 3.750%
 Moody's: AAA S&P:AAA

Federal Home Loan BKS \$2,027,500
 Call 3/11/10 @ 100
 Due 3/11/16, 4.00%
 Moody's: AAA S&P:AAA

Total Investments \$11,314,424

Monthly Water Consumption

Fiscal Year 2010



	July	Aug.	Sept.	Oct.	Nov.	Dec.	Jan.	Feb.	Mar.	Apr.	May	June
Institutional - Irrigation & Auxiliary	1,563,900	1,092,800	619,000	456,700	135,400	0	0	0	0	0	0	0
Institutional - Irrigation through Exclusion	711,900	1,020,300	1,046,000	394,700	481,100	0	0	0	0	0	0	0
Comm. (Other) - Irrigation & Auxiliary	2,711,900	3,095,800	3,518,400	2,514,600	757,900	0	0	0	0	0	0	0
Comm. (Other) - Irrigation through Exclusion	237,000	462,700	337,700	241,600	60,900	0	0	0	0	0	0	0
Offices - Irrigation & Auxiliary	145,300	224,600	249,500	164,100	129,200	0	0	0	0	0	0	0
Offices - Irrigation through Exclusion	710,600	914,900	1,050,100	833,200	501,900	0	0	0	0	0	0	0
MFR - Irrigation & Auxiliary	60,900	82,400	82,300	77,000	40,000	0	0	0	0	0	0	0
MFR - Irrigation through Exclusion	86,600	90,600	89,100	68,900	43,000	0	0	0	0	0	0	0
SFR - Irrigation & Auxiliary	852,300	1,159,000	1,251,400	644,000	278,000	0	0	0	0	0	0	0
SFR - Irrigation through Exclusion	1,898,000	2,691,100	3,051,800	2,349,700	1,080,900	0	0	0	0	0	0	0
Institutional - Domestic Consumption	12,191,600	11,048,200	13,499,400	13,058,700	12,189,100	0	0	0	0	0	0	0
Industrial	2,347,300	2,460,200	2,567,100	2,134,000	1,462,600	0	0	0	0	0	0	0
Comm. (Other) - Domestic Consumption	21,604,200	24,159,600	22,802,200	19,999,200	17,948,800	0	0	0	0	0	0	0
Offices - Domestic Consumption	3,494,900	3,244,600	3,223,600	3,261,100	3,175,100	0	0	0	0	0	0	0
MFR - Domestic Consumption	28,447,575	29,284,925	30,237,200	30,898,700	29,455,450	0	0	0	0	0	0	0
SFR - Domestic Consumption	58,490,750	59,004,350	60,806,533	57,834,950	54,450,550	0	0	0	0	0	0	0

Types of Irrigation Meters:

Irrigation: Water meter dedicated to the service of an irrigation system only.

Auxiliary: Water meter dedicated to the service of an irrigation system when the property's non-irrigation needs are supplied by a primary meter.

Exclusion: Grandfathered, pre-auxiliary, customer owned water meter used to exclude sewer charges for water supplied to the irrigation system.

Albemarle County Service Authority

Number of Billed Water Connections by Class

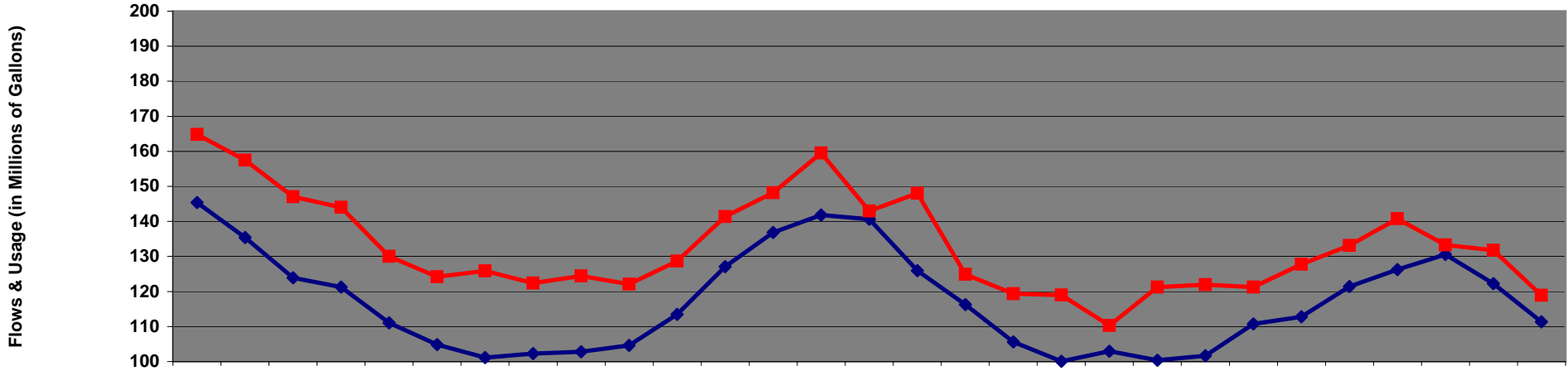
	July	August	Sept.	Oct.	Nov.	Dec.	Jan.	Feb.	March	April	May	June
S/F Residential	14,932	14,972	15,056	15,068	15,045	0	0	0	0	0	0	0
M/F Residential ¹	8,595	8,595	8,601	8,601	8,601	0	0	0	0	0	0	0
Comm. (Offices)	365	368	368	370	371	0	0	0	0	0	0	0
Comm. (Other)	1,176	1,179	1,175	1,176	1,175	0	0	0	0	0	0	0
Industrial	21	21	20	20	20	0	0	0	0	0	0	0
Institutional	1,305	1,306	1,306	1,308	1,308	0	0	0	0	0	0	0
TOTAL	26,394	26,441	26,526	26,543	26,520	0	0	0	0	0	0	0

Average Water Usage by Class and by Connection (in gallons)

	July	August	Sept.	Oct.	Nov.	Dec.	Jan.	Feb.	March	April	May	June
S/F Residential	4,061	4,198	4,325	4,037	3,710	0	0	0	0	0	0	0
M/F Residential ¹	3,327	3,427	3,535	3,609	3,434	0	0	0	0	0	0	0
Comm. (Offices)	11,899	11,913	12,291	11,509	10,259	0	0	0	0	0	0	0
Comm. (Other)	20,878	23,510	22,688	19,350	15,972	0	0	0	0	0	0	0
Industrial	111,776	117,152	128,355	106,700	73,130	0	0	0	0	0	0	0
Institutional	11,085	10,078	11,611	10,635	9,790	0	0	0	0	0	0	0

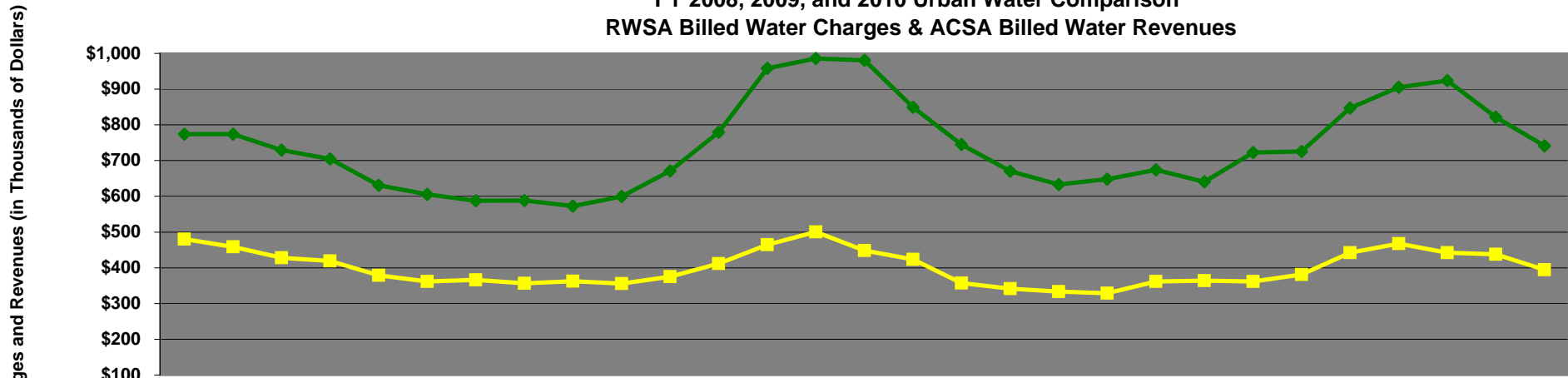
¹ Multi-family residential *units or apartments*, not connections

FY 2008, 2009, and 2010 Urban Water Comparison RWSA Flows & ACSA Customer Usage



	Jul-07	Aug-07	Sep-07	Oct-07	Nov-07	Dec-07	Jan-08	Feb-08	Mar-08	Apr-08	May-08	Jun-08	Jul-08	Aug-08	Sep-08	Oct-08	Nov-08	Dec-08	Jan-09	Feb-09	Mar-09	Apr-09	May-09	Jun-09	Jul-09	Aug-09	Sep-09	Oct-09	Nov-09
ACSA Usage	145	135	124	121	111	105	101	102	103	105	113	127	137	142	141	126	116	106	100	103	100	102	111	113	121	126	131	122	111
RWSA Flows	165	157	147	144	130	124	126	122	124	122	129	141	148	160	143	148	125	119	119	110	121	122	121	128	133	141	133	132	119
Variance	13%	16%	19%	19%	17%	19%	24%	20%	21%	17%	13%	11%	8%	12%	2%	18%	7%	13%	19%	7%	21%	20%	9%	13%	10%	11%	2%	8%	7%

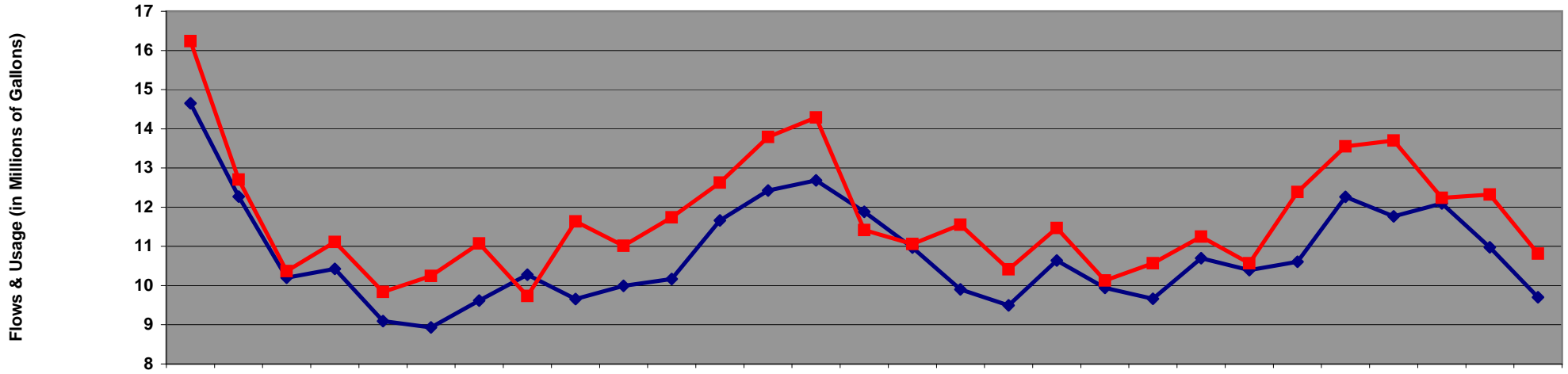
FY 2008, 2009, and 2010 Urban Water Comparison RWSA Billed Water Charges & ACSA Billed Water Revenues



	Jul-07	Aug-07	Sep-07	Oct-07	Nov-07	Dec-07	Jan-08	Feb-08	Mar-08	Apr-08	May-08	Jun-08	Jul-08	Aug-08	Sep-08	Oct-08	Nov-08	Dec-08	Jan-09	Feb-09	Mar-09	Apr-09	May-09	Jun-09	Jul-09	Aug-09	Sep-09	Oct-09	Nov-09
ACSA Revenue	\$774	\$774	\$729	\$704	\$631	\$605	\$588	\$588	\$573	\$600	\$671	\$779	\$958	\$986	\$981	\$849	\$745	\$670	\$633	\$648	\$674	\$641	\$722	\$725	\$847	\$905	\$924	\$821	\$741
RWSA Charges	\$480	\$459	\$428	\$419	\$379	\$362	\$367	\$356	\$362	\$356	\$375	\$412	\$465	\$500	\$448	\$424	\$358	\$342	\$333	\$329	\$362	\$364	\$362	\$381	\$442	\$467	\$442	\$438	\$395
Difference	\$294	\$316	\$301	\$285	\$252	\$244	\$221	\$232	\$210	\$244	\$297	\$367	\$493	\$485	\$532	\$425	\$387	\$329	\$300	\$319	\$312	\$277	\$361	\$344	\$405	\$438	\$482	\$384	\$347
Fiscal YTD Difference	\$0.29	\$0.61	\$0.91	\$1.20	\$1.45	\$1.69	\$1.91	\$2.14	\$2.36	\$2.60	\$2.90	\$3.26	\$0.49	\$0.98	\$1.51	\$1.94	\$2.32	\$2.65	\$2.95	\$3.27	\$3.58	\$3.86	\$4.22	\$4.57	\$0.41	\$0.84	\$1.33	\$1.71	\$2.06

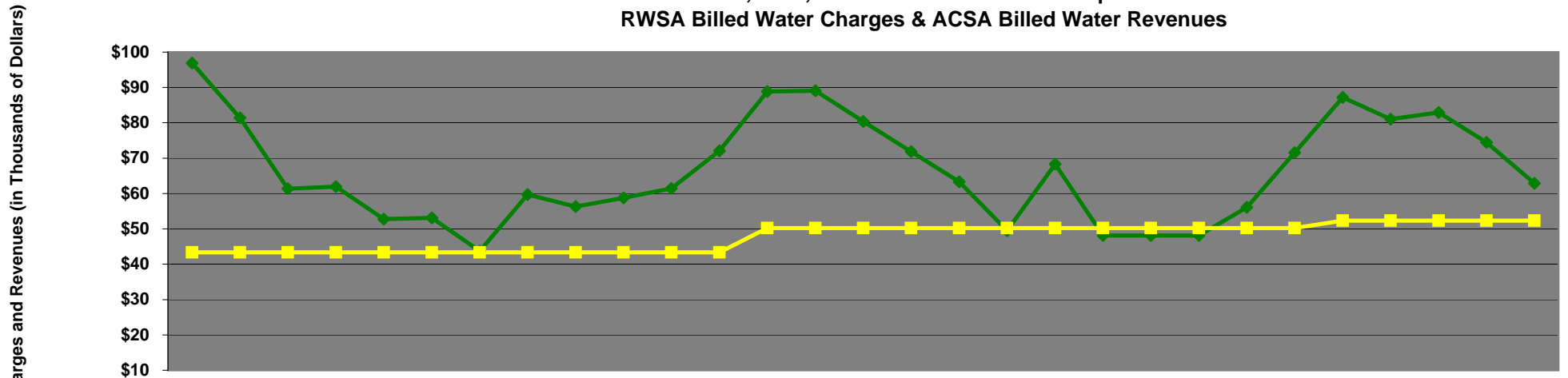
Note: Fiscal YTD Difference (ONLY) in Millions of Dollars

FY 2008, 2009, and 2010 Crozet Water Comparison RWSA Flows & ACSA Customer Usage



	Jul-07	Aug-07	Sep-07	Oct-07	Nov-07	Dec-07	Jan-08	Feb-08	Mar-08	Apr-08	May-08	Jun-08	Jul-08	Aug-08	Sep-08	Oct-08	Nov-08	Dec-08	Jan-09	Feb-09	Mar-09	Apr-09	May-09	Jun-09	Jul-09	Aug-09	Sep-09	Oct-09	Nov-09
ACSA Usage	15	12	10	10	9	9	10	10	10	10	10	12	12	13	12	11	10	9	11	10	10	11	10	11	12	12	12	11	10
RWSA Flows	16	13	10	11	10	10	11	10	12	11	12	13	14	14	11	11	12	10	11	10	11	11	11	12	14	14	12	12	11
Variance	11%	4%	2%	7%	8%	15%	15%	-5%	20%	10%	15%	8%	11%	13%	-4%	1%	17%	10%	8%	2%	9%	5%	2%	17%	10%	16%	1%	12%	11%

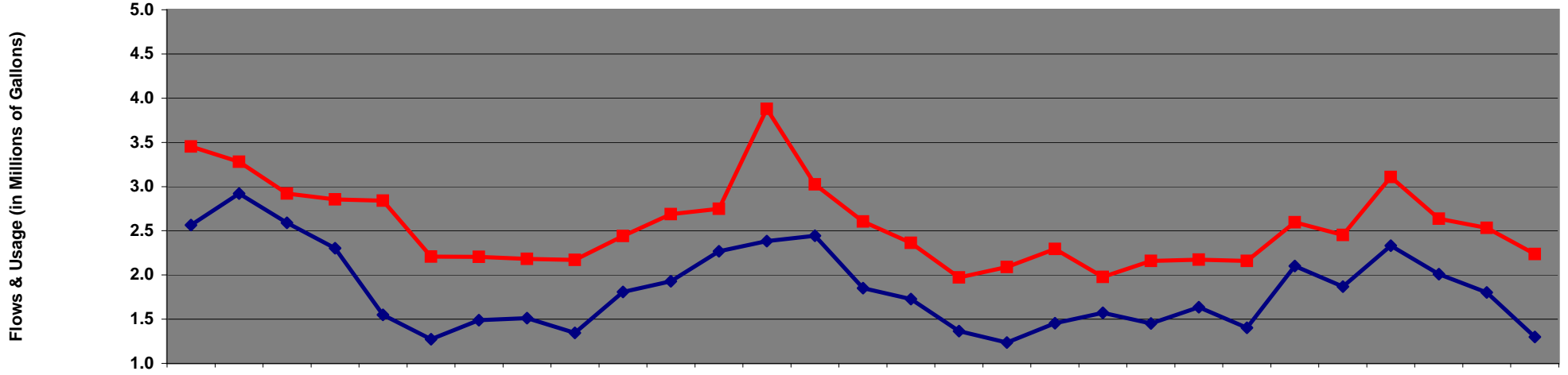
FY 2008, 2009, and 2010 Crozet Water Comparison RWSA Billed Water Charges & ACSA Billed Water Revenues



	Jul-07	Aug-07	Sep-07	Oct-07	Nov-07	Dec-07	Jan-08	Feb-08	Mar-08	Apr-08	May-08	Jun-08	Jul-08	Aug-08	Sep-08	Oct-08	Nov-08	Dec-08	Jan-09	Feb-09	Mar-09	Apr-09	May-09	Jun-09	Jul-09	Aug-09	Sep-09	Oct-09	Nov-09
ACSA Revenue	\$97	\$81	\$61	\$62	\$53	\$53	\$44	\$60	\$56	\$59	\$61	\$72	\$89	\$89	\$80	\$72	\$63	\$50	\$68	\$48	\$48	\$48	\$56	\$72	\$87	\$81	\$83	\$74	\$63
RWSA Charges	\$43	\$43	\$43	\$43	\$43	\$43	\$43	\$43	\$43	\$43	\$43	\$43	\$50	\$50	\$50	\$50	\$50	\$50	\$50	\$50	\$50	\$50	\$50	\$50	\$52	\$52	\$52	\$52	\$52
Difference	\$54	\$38	\$18	\$19	\$9	\$10	\$0	\$16	\$13	\$15	\$18	\$29	\$39	\$39	\$30	\$22	\$13	(\$1)	\$18	(\$2)	(\$2)	(\$2)	\$6	\$21	\$35	\$29	\$31	\$22	\$11
Fiscal YTD Difference	\$0.05	\$0.09	\$0.11	\$0.13	\$0.14	\$0.15	\$0.15	\$0.16	\$0.18	\$0.19	\$0.21	\$0.24	\$0.04	\$0.08	\$0.11	\$0.13	\$0.14	\$0.14	\$0.16	\$0.16	\$0.16	\$0.15	\$0.16	\$0.18	\$0.03	\$0.06	\$0.09	\$0.12	\$0.13

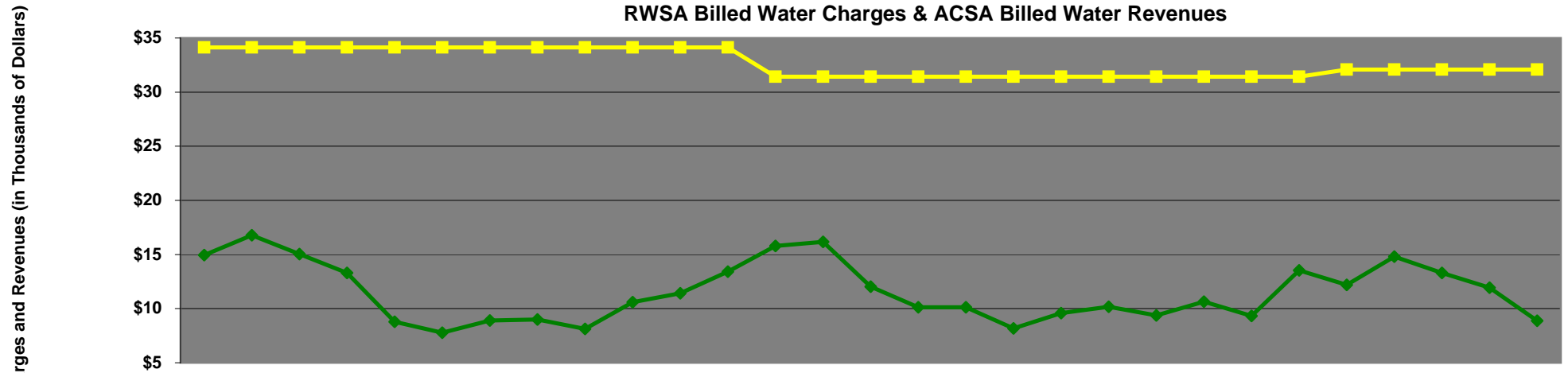
Note: Fiscal YTD Difference (ONLY) in Millions of Dollars

FY 2008, 2009, and 2010 Scottsville Water Comparison RWSA Flows & ACSA Customer Usage



	Jul-07	Aug-07	Sep-07	Oct-07	Nov-07	Dec-07	Jan-08	Feb-08	Mar-08	Apr-08	May-08	Jun-08	Jul-08	Aug-08	Sep-08	Oct-08	Nov-08	Dec-08	Jan-09	Feb-09	Mar-09	Apr-09	May-09	Jun-09	Jul-09	Aug-09	Sep-09	Oct-09	Nov-09
ACSA Usage	2.6	2.9	2.6	2.3	1.5	1.3	1.5	1.5	1	2	2	2	2.4	2.4	1.9	1.7	1.4	1.2	1.5	1.6	1.5	1.6	1.4	2.1	1.9	2.3	2.0	1.8	1.3
RWSA Flows	3.5	3.3	2.9	2.9	2.8	2.2	2.2	2.2	2	2	3	3	3.9	3.0	2.6	2.4	2.0	2.1	2.3	2.0	2.2	2.2	2.2	2.6	2.5	3.1	2.6	2.5	2.2
Variance	35%	12%	13%	24%	83%	73%	48%	44%	61%	35%	39%	21%	63%	24%	41%	37%	45%	69%	58%	26%	49%	33%	54%	24%	31%	33%	31%	41%	72%

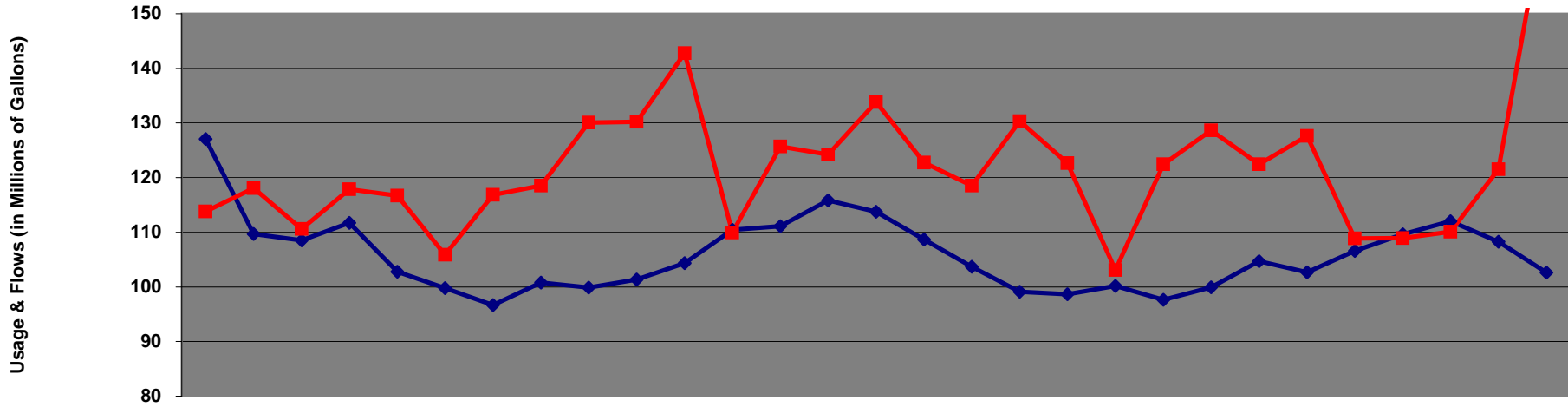
FY 2008, 2009, and 2010 Scottsville Water Comparison RWSA Billed Water Charges & ACSA Billed Water Revenues



	Jul-07	Aug-07	Sep-07	Oct-07	Nov-07	Dec-07	Jan-08	Feb-08	Mar-08	Apr-08	May-08	Jun-08	Jul-08	Aug-08	Sep-08	Oct-08	Nov-08	Dec-08	Jan-09	Feb-09	Mar-09	Apr-09	May-09	Jun-09	Jul-09	Aug-09	Sep-09	Oct-09	Nov-09	
ACSA Revenue	\$15	\$17	\$15	\$13	\$9	\$8	\$9	\$9	\$8	\$11	\$11	\$13	\$16	\$16	\$12	\$10	\$10	\$8	\$10	\$10	\$9	\$11	\$9	\$14	\$12	\$15	\$13	\$12	\$9	
RWSA Charges	\$34	\$34	\$34	\$34	\$34	\$34	\$34	\$34	\$34	\$34	\$34	\$34	\$31	\$31	\$31	\$31	\$31	\$31	\$31	\$31	\$31	\$31	\$31	\$31	\$32	\$32	\$32	\$32	\$32	
Difference	(\$19)	(\$17)	(\$19)	(\$21)	(\$25)	(\$26)	(\$25)	(\$25)	(\$26)	(\$24)	(\$23)	(\$21)	(\$16)	(\$15)	(\$19)	(\$21)	(\$21)	(\$23)	(\$22)	(\$21)	(\$22)	(\$21)	(\$22)	(\$22)	(\$18)	(\$20)	(\$17)	(\$19)	(\$20)	(\$23)
Fiscal YTD Difference	(\$0)	(\$0.04)	(\$0.06)	(\$0.08)	(\$0.10)	(\$0.13)	(\$0.15)	(\$0.18)	(\$0.20)	(\$0.23)	(\$0.25)	(\$0.27)	(\$0.02)	(\$0.03)	(\$0.05)	(\$0.07)	(\$0.09)	(\$0.12)	(\$0.14)	(\$0.16)	(\$0.18)	(\$0.20)	(\$0.22)	(\$0.24)	(\$0.02)	(\$0.04)	(\$0.06)	(\$0.08)	(\$0.10)	

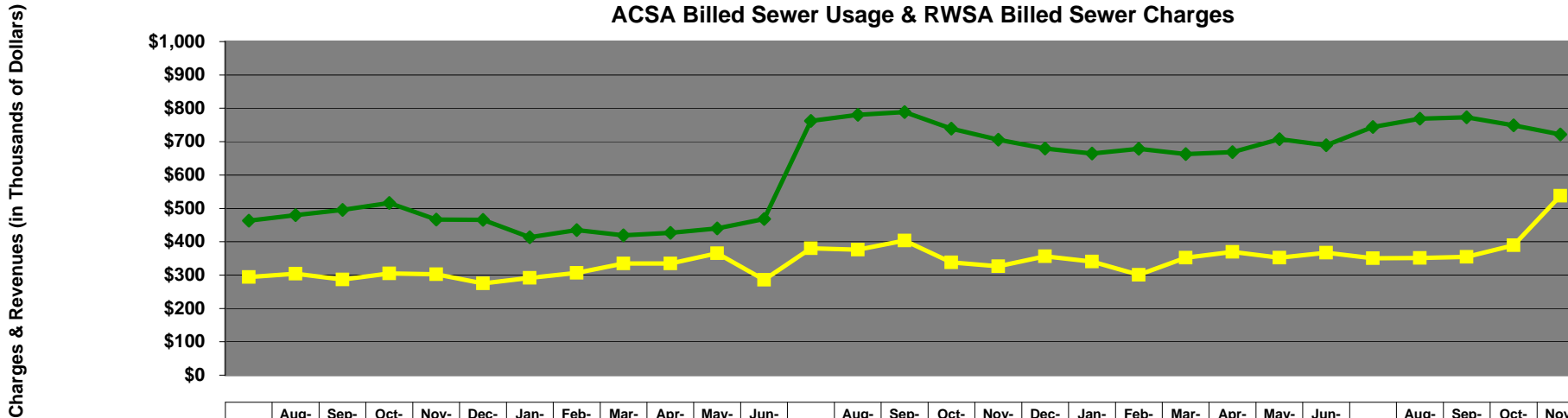
Note: Fiscal YTD Difference (ONLY) in Millions of Dollars

FY 2008, 2009, and 2010 Urban (including Glenmore) & Crozet Sewer Comparison ACSA Customer Usage & RWSA Flows



	Jul-07	Aug-07	Sep-07	Oct-07	Nov-07	Dec-07	Jan-08	Feb-08	Mar-08	Apr-08	May-08	Jun-08	Jul-08	Aug-08	Sep-08	Oct-08	Nov-08	Dec-08	Jan-09	Feb-09	Mar-09	Apr-09	May-09	Jun-09	Jul-09	Aug-09	Sep-09	Oct-09	Nov-09
ACSA Usage	127	110	109	112	103	100	97	101	100	101	104	110	111	116	114	109	104	99	99	100	98	100	105	103	107	110	112	108	103
RWSA Flows	114	118	111	118	117	106	117	119	130	130	143	110	126	124	134	123	119	130	123	103	122	129	122	128	109	109	110	122	170
Variance	-10%	8%	2%	6%	14%	6%	21%	18%	30%	28%	37%	0%	13%	7%	18%	13%	14%	31%	24%	3%	25%	29%	17%	24%	2%	-1%	-2%	12%	66%

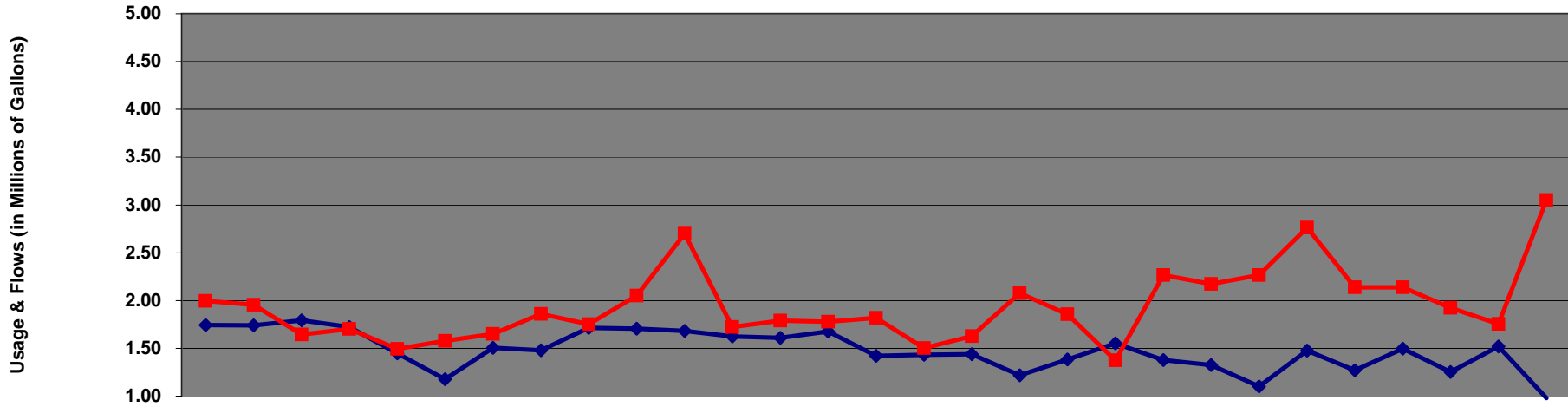
FY 2008, 2009, and 2010 Urban (including Glenmore) & Crozet Sewer Comparison ACSA Billed Sewer Usage & RWSA Billed Sewer Charges



	Jul-07	Aug-07	Sep-07	Oct-07	Nov-07	Dec-07	Jan-08	Feb-08	Mar-08	Apr-08	May-08	Jun-08	Jul-08	Aug-08	Sep-08	Oct-08	Nov-08	Dec-08	Jan-09	Feb-09	Mar-09	Apr-09	May-09	Jun-09	Jul-09	Aug-09	Sep-09	Oct-09	Nov-09
ACSA Revenue	\$463	\$480	\$495	\$516	\$466	\$466	\$413	\$435	\$420	\$427	\$440	\$468	\$762	\$781	\$789	\$739	\$706	\$679	\$665	\$678	\$662	\$668	\$708	\$689	\$744	\$768	\$773	\$749	\$722
RWSA Charges	\$294	\$304	\$287	\$305	\$302	\$275	\$292	\$307	\$335	\$335	\$365	\$286	\$380	\$376	\$404	\$338	\$327	\$356	\$341	\$301	\$353	\$370	\$353	\$367	\$351	\$351	\$355	\$389	\$537
Difference	\$169	\$175	\$208	\$211	\$164	\$190	\$121	\$128	\$85	\$92	\$75	\$182	\$382	\$404	\$385	\$401	\$379	\$323	\$324	\$378	\$310	\$299	\$355	\$322	\$393	\$417	\$418	\$360	\$184
Fiscal YTD Difference	\$0.17	\$0.34	\$0.55	\$0.76	\$0.93	\$1.12	\$1.24	\$1.37	\$1.45	\$1.54	\$1.62	\$1.80	\$0.38	\$0.79	\$1.17	\$1.57	\$1.95	\$2.28	\$2.60	\$2.98	\$3.29	\$3.59	\$3.94	\$4.26	\$0.39	\$0.81	\$1.23	\$1.59	\$1.77

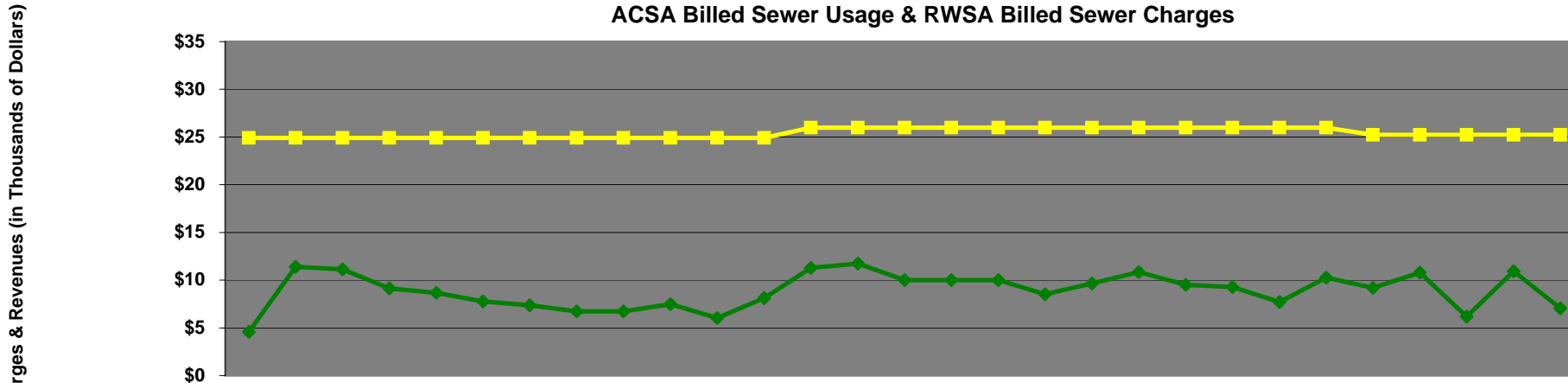
Note: Fiscal YTD Difference (ONLY) in Millions of Dollars

FY 2008, 2009, and 2010 Scottsville Sewer Comparison ACSA Customer Usage & RWSA Flows



	Jul-07	Aug-07	Sep-07	Oct-07	Nov-07	Dec-07	Jan-08	Feb-08	Mar-08	Apr-08	May-08	Jun-08	Jul-08	Aug-08	Sep-08	Oct-08	Nov-08	Dec-08	Jan-09	Feb-09	Mar-09	Apr-09	May-09	Jun-09	Jul-09	Aug-09	Sep-09	Oct-09	Nov-09
ACSA Usage	1.74	1.74	1.79	1.72	1.45	1.18	1.51	1.48	1.72	1.71	1.68	1.63	1.61	1.68	1.42	1.43	1.44	1.22	1.38	1.55	1.38	1.33	1.10	1.48	1.27	1.50	1.25	1.52	0.98
RWSA Flows	2.00	1.95	1.65	1.70	1.49	1.58	1.65	1.86	1.75	2.05	2.70	1.72	1.79	1.78	1.82	1.50	1.63	2.08	1.86	1.37	2.27	2.17	2.27	2.76	2.14	2.14	1.92	1.76	3.05
Variance	15%	12%	-8%	-1%	3%	34%	10%	26%	2%	20%	60%	6%	11%	6%	28%	5%	13%	71%	34%	-11%	65%	64%	106%	87%	68%	43%	54%	16%	211%

FY 2008, 2009, and 2010 Scottsville Crozet Sewer Comparison ACSA Billed Sewer Usage & RWSA Billed Sewer Charges



	Jul-07	Aug-07	Sep-07	Oct-07	Nov-07	Dec-07	Jan-08	Feb-08	Mar-08	Apr-08	May-08	Jun-08	Jul-08	Aug-08	Sep-08	Oct-08	Nov-08	Dec-08	Jan-09	Feb-09	Mar-09	Apr-09	May-09	Jun-09	Jul-09	Aug-09	Sep-09	Oct-09	Nov-09
ACSA Revenue	\$5	\$11	\$11	\$9	\$9	\$8	\$7	\$7	\$7	\$7	\$6	\$8	\$11	\$12	\$10	\$10	\$10	\$9	\$10	\$11	\$10	\$9	\$8	\$10	\$9	\$11	\$6	\$11	\$7
RWSA Charges	\$25	\$25	\$25	\$25	\$25	\$25	\$25	\$25	\$25	\$25	\$25	\$25	\$26	\$26	\$26	\$26	\$26	\$26	\$26	\$26	\$26	\$26	\$26	\$26	\$25	\$25	\$25	\$25	\$25
Difference	(\$20)	(\$14)	(\$14)	(\$16)	(\$16)	(\$17)	(\$18)	(\$18)	(\$18)	(\$17)	(\$19)	(\$17)	(\$15)	(\$14)	(\$16)	(\$16)	(\$16)	(\$17)	(\$16)	(\$15)	(\$16)	(\$17)	(\$18)	(\$16)	(\$16)	(\$14)	(\$19)	(\$14)	(\$18)
Fiscal YTD Difference	(\$0.02)	(\$0.03)	(\$0.05)	(\$0.06)	(\$0.08)	(\$0.10)	(\$0.11)	(\$0.13)	(\$0.15)	(\$0.17)	(\$0.19)	(\$0.20)	(\$0.01)	(\$0.03)	(\$0.04)	(\$0.06)	(\$0.08)	(\$0.09)	(\$0.11)	(\$0.13)	(\$0.14)	(\$0.16)	(\$0.18)	(\$0.19)	(\$0.02)	(\$0.03)	(\$0.05)	(\$0.06)	(\$0.08)

Note: Fiscal YTD Difference (ONLY) in Millions of Dollars

Albemarle County Service Authority
 Complete Check Register
 Current File, 11/01/09 to 11/13/09
 All Accounts, Sessions 000000 to 003077

Date:

Payment / Vendor

Information	Check	Ck Date	Prty	Invoice	Session	Reference	Amount
Checking Account:	100-100-018						
BWAUTO / Charles W. Bourne III	36936	11/9/2009	M	2491	003077		750.50
	BWAUTO Subtotal :						750.50
	Total For Check Account:						750.50
Checking Account:	100-100-020						
TREAS4 / Treasurer of Virginia	28184	11/13/2009	1	PAYT111109	003071	CHILD SUPP	623.32
	TREAS4 Subtotal :						623.32
	Total For Check Account:						623.32
Checking Account:	201-200-084						
/ ** ALIGNMENT **	36937	11/13/2009	S	ALIGNMENT		ALIGNMENT	0.00
	Subtotal :						0.00
ACCPAC / Sage Software, Inc.	36938	11/13/2009	1	1858710	003072	PO#7941	3411.00
	ACCPAC Subtotal :						3411.00
ACSA / Albemarle County Service Authorit	36939	11/13/2009	1	PAYT111109	003072	PETTY CASH	36.01
	ACSA Subtotal :						36.01
ADVAN1 / Advance Auto Parts	36940	11/13/2009	1	OCT09	003072	ON ACCOUNT	379.25
	ADVAN1 Subtotal :						379.25
ADVANO / Advantage Office Systems	36941	11/13/2009	1	26397	003072		222.99
ADVANO / Advantage Office Systems	36941	11/13/2009	1	26412	003072	PO#7928	1164.96
ADVANO / Advantage Office Systems	36941	11/13/2009	1	26514	003072		211.29
ADVANO / Advantage Office Systems	36941	11/13/2009	1	26564	003072		211.29
	ADVANO Subtotal :						1810.53
Employee	36942	11/13/2009	1	CAFE110409	003072	MED. REIMB	125.00

Albemarle County Service Authority
 Complete Check Register
 Current File, 11/01/09 to 11/13/09
 All Accounts, Sessions 000000 to 003077

Date:
 Payment / Vendor
 Information

Check	Ck Date	Prity	Invoice	Session	Reference	Amount
Subtotal :						125.00
AMERIS / AmeriSci Richmond	36943	11/13/2009	1	109101519	003072	5.00
AMERIS Subtotal :						5.00
BAILEY / Bailey Printing, Inc.	36944	11/13/2009	1	72250	003072	107.00
BAILEY Subtotal :						107.00
BANK / Bank of America	36945	11/13/2009	1	OCT09	003072 ON ACCOUNT	1715.70
BANK Subtotal :						1715.70
BANKNY / The Bank of New York	36946	11/13/2009	1	2521429273	003072 PO#7938	2500.00
BANKNY Subtotal :						2500.00
BARLOW / David Barlow	36947	11/13/2009	1	PAYT110509	003072 TOILET REB	300.00
BARLOW Subtotal :						300.00
Employee	36948	11/13/2009	1	CAFE110509	003072 CHILD CARE	390.00
Subtotal :						390.00
BFI / Allied Waste Services	36949	11/13/2009	1	000389498	003072 2010536	124.62
BFI Subtotal :						124.62
BOBS / Bob's Wheel Alignment, Inc.	36950	11/13/2009	1	26665	003072	39.50
BOBS Subtotal :						39.50
Employee	36951	11/13/2009	1	CAFE102709	003072 MED. REIMB	16.79
Employee	36951	11/13/2009	1	CAFE103009	003072 MED. REIMB	15.00
Subtotal :						31.79
CAMPB1 / Campbell Equipment	36952	11/13/2009	1	INV102809	003072	85.49
CAMPB1 Subtotal :						85.49
CAMUTO / Anthony Camuto	36953	11/13/2009	1	PAYT110209	003072 TOILET REB	100.00
CAMUTO Subtotal :						100.00

Albemarle County Service Authority
 Complete Check Register
 Current File, 11/01/09 to 11/13/09
 All Accounts, Sessions 000000 to 003077

Date:

Payment / Vendor

Information	Check	Ck Date	Prity	Invoice	Session	Reference	Amount
CAPITA / Capital Lighting & Supply	36954	11/13/2009	1	0058486802	003072		92.00
CAPITA / Capital Lighting & Supply	36954	11/13/2009	1	005977493	003072		17.19
CAPITA Subtotal :							109.19
CHARL9 / Central Virginia Rental	36955	11/13/2009	1	26885	003072		364.75
CHARL9 Subtotal :							364.75
CHARLA / Charlottesville Auto Upholstery	36956	11/13/2009	1	INV110209	003072		600.00
CHARLA Subtotal :							600.00
CITY1 / City of Charlottesville	36957	11/13/2009	1	AMBROS1109	003072	A-1045904	16.51
CITY1 / City of Charlottesville	36957	11/13/2009	1	AVON1109	003072	A-1048121	19.12
CITY1 Subtotal :							35.63
CLARIT / Margaret Clarity	36958	11/13/2009	1	PAYT110309	003072	TOILET REB	100.00
CLARIT Subtotal :							100.00
CMCSUP / CMC Supply, Inc.	36959	11/13/2009	1	S2054666-1	003072	PO#7924	107.52
CMCSUP Subtotal :							107.52
COMMO3 / Commonwealth Industrial Specialti	36960	11/13/2009	1	902756	003072		801.17
COMMO3 Subtotal :							801.17
CONSO1 / Consolidated Pipe & Supply Co.,In	36961	11/13/2009	1	2391373	003072		333.79
CONSO1 Subtotal :							333.79
COUNT2 / County of Albemarle	36962	11/13/2009	1	2100420	003072		18.87
COUNT2 Subtotal :							18.87
CROZE1 / Crozet Hardware Co., Inc.	36963	11/13/2009	1	OCT09	003072	ON ACCOUNT	17.19
CROZE1 Subtotal :							17.19
DAHNER / Dave Dahnert	36964	11/13/2009	1	PAYT110509	003072	TOILET REB	100.00

Albemarle County Service Authority
 Complete Check Register
 Current File, 11/01/09 to 11/13/09
 All Accounts, Sessions 000000 to 003077

Date:

Payment / Vendor

Information	Check	Ck Date	Prity	Invoice	Session	Reference	Amount
DAHNER Subtotal :							100.00
DAILY / The Daily Progress	36965	11/13/2009	1	OCT09	003072	3309559	421.98
DAILY Subtotal :							421.98
DATAPR / DataPrint, LLC	36966	11/13/2009	1	29978	003072		85.39
DATAPR Subtotal :							85.39
DATAW / Data West Corporation	36967	11/13/2009	1	15558	003072		525.00
DATAW Subtotal :							525.00
Employee	36968	11/13/2009	1	CAFE110509	003072	MED. REIMB	251.34
Subtotal :							251.34
DELANY / Patricia Delany	36969	11/13/2009	1	PAYT103009	003072	RAIN BARRE	60.00
DELANY Subtotal :							60.00
DITCHW / Ditch Witch of Roanoke, Inc.	36970	11/13/2009	1	C78108	003072		168.75
DITCHW / Ditch Witch of Roanoke, Inc.	36970	11/13/2009	1	W47367	003072		1397.24
DITCHW Subtotal :							1565.99
DOMIN3 / Dominion Virginia Power	36971	11/13/2009	1	BLDGOCT09	003072	9995400000	1822.46
DOMIN3 / Dominion Virginia Power	36971	11/13/2009	1	GEORGNV09	003072	9694377509	123.77
DOMIN3 / Dominion Virginia Power	36971	11/13/2009	1	LEGO2DEC09	003072	0893976829	31.16
DOMIN3 / Dominion Virginia Power	36971	11/13/2009	1	OAKDEC09	003072	3694115001	80.12
DOMIN3 / Dominion Virginia Power	36971	11/13/2009	1	PETERDEC09	003072	3827498456	135.58
DOMIN3 / Dominion Virginia Power	36971	11/13/2009	1	ROLLNOV09	003072	2624300006	11.74
DOMIN3 / Dominion Virginia Power	36971	11/13/2009	1	RT810NOV09	003072	2396032506	56.63
DOMIN3 / Dominion Virginia Power	36971	11/13/2009	1	SANDDEC09	003072	9115297500	41.49
DOMIN3 / Dominion Virginia Power	36971	11/13/2009	1	SUMMIDEC09	003072	4823452430	24.56
DOMIN3 / Dominion Virginia Power	36971	11/13/2009	1	TREMOC09	003072	5925565003	243.95
DOMIN3 / Dominion Virginia Power	36971	11/13/2009	1	WHSENOV09	003072	0005480009	383.28

Albemarle County Service Authority
 Complete Check Register
 Current File, 11/01/09 to 11/13/09
 All Accounts, Sessions 000000 to 003077

Date:

Payment / Vendor

Information	Check	Ck Date	Prty	Invoice	Session	Reference	Amount
DOMIN3 / Dominion Virginia Power	36971	11/13/2009	1	WOODNOV09	003072	0093014934	70.47
DOMIN3 Subtotal :							3025.21
DOUBLE / Double Envelope	36972	11/13/2009	1	0211582	003072	PO#7923	4209.24
DOUBLE Subtotal :							4209.24
DRAPER / Draper Aden Associates	36973	11/13/2009	1	2009090181	003072	PO#7934	2074.72
DRAPER Subtotal :							2074.72
DUQUET / Juanita Wilson Duquette	36974	11/13/2009	1	PAYT102909	003072	TOILET REB	100.00
DUQUET Subtotal :							100.00
ECKSUP / Eck Supply	36975	11/13/2009	1	08545949	003072		81.14
ECKSUP / Eck Supply	36975	11/13/2009	1	08570787	003072		5.42
ECKSUP Subtotal :							86.56
EHWACH / E.H. Wachs Company	36976	11/13/2009	1	049138	003072		468.78
EHWACH Subtotal :							468.78
EMERYT / Emery Taylor, D.D.S.	36977	11/13/2009	1	CAFE110909	003072		180.20
EMERYT Subtotal :							180.20
FERGUS / Ferguson Enterprises, Inc.	36978	11/13/2009	1	1660810	003072		21.14
FERGUS / Ferguson Enterprises, Inc.	36978	11/13/2009	1	1660882	003072		50.41
FERGUS / Ferguson Enterprises, Inc.	36978	11/13/2009	1	1661604	003072		101.91
FERGUS / Ferguson Enterprises, Inc.	36978	11/13/2009	1	1661890	003072		76.96
FERGUS / Ferguson Enterprises, Inc.	36978	11/13/2009	1	1661951	003072		28.71
FERGUS Subtotal :							279.13
Employee	36979	11/13/2009	1	CAFE103009	003072	MED. REIMB	15.00
Subtotal :							15.00
FIELDE / Fielder's Choice Enterprises, Inc	36980	11/13/2009	1	ESTNO#5	003072	SPO#7900	46970.85

Albemarle County Service Authority
 Complete Check Register
 Current File, 11/01/09 to 11/13/09
 All Accounts, Sessions 000000 to 003077

Date:

Payment / Vendor

Information	Check	Ck Date	Prity	Invoice	Session	Reference	Amount
FIELD Subtotal :							46970.85
FIRSTM / First Med, Inc.	36981	11/13/2009	1	INV102309	003072		182.00
FIRSTM Subtotal :							182.00
FISHER / Fisher Auto Parts, Inc.	36982	11/13/2009	1	OCT09	003072		73.45
FISHER Subtotal :							73.45
GARRI2 / Claire Garrison	36983	11/13/2009	1	PAYT110209	003072	TOILET REB	200.00
GARRI2 Subtotal :							200.00
GENUIN / Genuine Parts Company - Richmond	36984	11/13/2009	1	OCT09	003072	A-29600438	120.79
GENUIN Subtotal :							120.79
GERCKE / George Gercke	36985	11/13/2009	1	PAYT110909	003072	RAIN BARRE	30.00
GERCKE Subtotal :							30.00
GORHAM / Peter C. Gorham	36986	11/13/2009	1	PAYT110909	003072	REIMBURSEM	580.00
GORHAM Subtotal :							580.00
GRBIC / Sinisa Grbic	36987	11/13/2009	1	PAYT110509	003072	TOILET REB	200.00
GRBIC Subtotal :							200.00
GROBMY / Stanley V. Grobmyer	36988	11/13/2009	1	PAYT102309	003072	TOILET REB	100.00
GROBMY Subtotal :							100.00
HDSUPP / HD Supply Waterworks, Ltd.	36989	11/13/2009	1	9610198	003072	PO#7914	44383.44
HDSUPP Subtotal :							44383.44
HENLEY / Thomas W. Henley, Jr.	36990	11/13/2009	1	PAYT102909	003072	MILEAGE	102.01
HENLEY Subtotal :							102.01
JAMES / James River Solutions	36991	11/13/2009	1	308185	003072		632.46
JAMES / James River Solutions	36991	11/13/2009	1	308189	003072		1029.08

Albemarle County Service Authority
 Complete Check Register
 Current File, 11/01/09 to 11/13/09
 All Accounts, Sessions 000000 to 003077

Date:

Payment / Vendor

Information	Check	Ck Date	Prty	Invoice	Session	Reference	Amount
JAMES / James River Solutions	36991	11/13/2009	1	308371	003072		345.16
JAMES Subtotal :							2006.70
JEFJE4 / Jefferson Obstetrics &	36992	11/13/2009	1	CAFE111009	003072		11.01
JEFJE4 Subtotal :							11.01
Employee	36993	11/13/2009	1	CAFE103009	003072	MED. REIMB	7.49
Employee	36993	11/13/2009	1	CAFE110309	003072	MED. REIMB	5.00
Employee	36993	11/13/2009	1	CAFE110409	003072	MED. REIMB	102.35
Subtotal :							114.84
LOWES / Lowe's Companies, Inc.	36994	11/13/2009	1	OCT09	003072	ON ACCOUNT	1068.73
LOWES Subtotal :							1068.73
LUCKST / Luck Stone Corporation	36995	11/13/2009	1	914133	003072		163.99
LUCKST Subtotal :							163.99
Employee	36996	11/13/2009	1	CAFE110609	003072	CHILD&MED.	674.99
Subtotal :							674.99
MAILIN / Mailing Services of Virginia	36997	11/13/2009	1	0910132	003072		341.78
MAILIN / Mailing Services of Virginia	36997	11/13/2009	1	0910163	003072		406.50
MAILIN / Mailing Services of Virginia	36997	11/13/2009	1	0911006	003072		390.58
MAILIN / Mailing Services of Virginia	36997	11/13/2009	1	0911036	003072		301.10
MAILIN Subtotal :							1439.96
MALEN / Diana Malen	36998	11/13/2009	1	PAYT110309	003072	TOILET REB	100.00
MALEN Subtotal :							100.00
MAYO / George Mayo	36999	11/13/2009	1	PAYT102709	003072	TOILET REB	100.00
MAYO Subtotal :							100.00
MCCRIM / Kevin McCrimmon	37000	11/13/2009	1	PAYT110509	003072	TOILET REB	100.00
MCCRIM Subtotal :							100.00

Albemarle County Service Authority
 Complete Check Register
 Current File, 11/01/09 to 11/13/09
 All Accounts, Sessions 000000 to 003077

Date:

Payment / Vendor

Information	Check	Ck Date	Prity	Invoice	Session	Reference	Amount
MEADOW / Meadowbrook Hardware	37001	11/13/2009	1	OCT09	003072	ON ACCOUNT	77.80
MEADOW Subtotal :							77.80
MICHIE / Robert & Carolyn Michie	37002	11/13/2009	1	PAYT102309	003072	TOILET REB	200.00
MICHIE Subtotal :							200.00
MILLER / Miller's Office Products	37003	11/13/2009	1	226361	003072		20.98
MILLER / Miller's Office Products	37003	11/13/2009	1	227691	003072		299.43
MILLER Subtotal :							320.41
OBRIE1 / O'Brien & Gere Engineers, Inc.	37004	11/13/2009	1	1109165	003072	SPO#7896	47643.80
OBRIE1 / O'Brien & Gere Engineers, Inc.	37004	11/13/2009	1	1109215	003072	SPO#7939	36295.09
OBRIE1 Subtotal :							83938.89
PAPERM / Paper Mart	37005	11/13/2009	1	PAYT110909	003072	DOOR BAGS	36.08
PAPERM Subtotal :							36.08
PAULET / W. F. Paulett & Son, Inc.	37006	11/13/2009	1	72355/1	003072		18.76
PAULET / W. F. Paulett & Son, Inc.	37006	11/13/2009	1	72466/1	003072		33.99
PAULET Subtotal :							52.75
PENNZ / Pennz-10	37007	11/13/2009	1	OCT09	003072	ON ACCOUNT	61.36
PENNZ Subtotal :							61.36
POLAKO / Sandra Polakowski	37008	11/13/2009	1	PAYT110909	003072	TOILET REB	300.00
POLAKO Subtotal :							300.00
PRICE / Jim Price Chevrolet	37009	11/13/2009	1	5027563	003072		10.51
PRICE Subtotal :							10.51
RHDONN / Dex	37010	11/13/2009	1	NOV09	003072	300118889	51.00
RHDONN Subtotal :							51.00

Albemarle County Service Authority
 Complete Check Register
 Current File, 11/01/09 to 11/13/09
 All Accounts, Sessions 000000 to 003077

Date:

Payment / Vendor

Information	Check	Ck Date	Prty	Invoice	Session	Reference	Amount
RIVAN1 / Rivanna Solid Waste Authority	37011	11/13/2009	1	OCT09	003072	ACCT. 70	171.08
RIVAN1 Subtotal :							171.08
RIVAN2 / Rivanna Water & Sewer Authority	37012	11/13/2009	1	07276	003072		1247.67
RIVAN2 Subtotal :							1247.67
Employee	37013	11/13/2009	1	CAFE102909	003072	MED. REIMB	93.82
Subtotal :							93.82
ROCKAC / Rockacy & Associates, Inc.	37014	11/13/2009	1	103009A	003072		612.58
ROCKAC Subtotal :							612.58
SILMAN / Noland Silman	37015	11/13/2009	1	PAYT110409	003072	TOILET REB	200.00
SILMAN Subtotal :							200.00
SMALLI / Marvin Smalling	37016	11/13/2009	1	PAYT110309	003072	RAIN BARRE	30.00
SMALLI Subtotal :							30.00
SPECIA / Specialty Fasteners of Ch'ville	37017	11/13/2009	1	145130	003072		2.50
SPECIA Subtotal :							2.50
SPRINT / CenturyLink	37018	11/13/2009	1	CROZET1109	003072	4348234346	34.14
SPRINT / CenturyLink	37018	11/13/2009	1	DSL1109	003072	4349773586	625.12
SPRINT / CenturyLink	37018	11/13/2009	1	GEORG1109	003072	4349731782	38.49
SPRINT / CenturyLink	37018	11/13/2009	1	MILL1209	003072		45.76
SPRINT / CenturyLink	37018	11/13/2009	1	MILLC1109	003072	4342932554	39.87
SPRINT Subtotal :							783.38
STANDA / Standard Register Company	37019	11/13/2009	1	5405536	003072		111.30
STANDA Subtotal :							111.30
STJOHN / St. John, Bowling, Lawrence &	37020	11/13/2009	1	10938	003072	PO#7940	4580.00
STJOHN Subtotal :							4580.00
SUPERS / Super Shoe Stores, Inc.	37021	11/13/2009	1	0035009	003072		99.99

Albemarle County Service Authority
 Complete Check Register
 Current File, 11/01/09 to 11/13/09
 All Accounts, Sessions 000000 to 003077

Date:

Payment / Vendor

Information	Check	Ck Date	Prity	Invoice	Session	Reference	Amount
SUPERS Subtotal :							99.99
SUPPLY / The Supply Room Companies, Inc.	37022	11/13/2009	1	1316641-0	003072		14.71
SUPPLY Subtotal :							14.71
UNIFIR / UniFirst Corporation	37023	11/13/2009	1	2020581474	003072		469.34
UNIFIR / UniFirst Corporation	37023	11/13/2009	1	2020582245	003072		427.10
UNIFIR Subtotal :							896.44
USABLU / USABlueBook	37024	11/13/2009	1	920747	003072		170.21
USABLU Subtotal :							170.21
USPOST / U. S. Postmaster	37025	11/13/2009	1	PAYT110309	003072	*V 11/12/09	1500.00
USPOST Subtotal :							0.00
VAELEV / Virginia Elevator Co., Inc.	37026	11/13/2009	1	94081	003072		93.00
VAELEV Subtotal :							93.00
VAPUBL / Virginia Public Works Equipment C	37027	11/13/2009	1	16290	003072	PO#7887	37899.57
VAPUBL Subtotal :							37899.57
Employee	37028	11/13/2009	1	CAFE110209	003072	CHILD CARE	70.00
Subtotal :							70.00
WANG2 / Shuren Wang	37029	11/13/2009	1	PAYT102909	003072	RAIN BARRE	60.00
WANG2 Subtotal :							60.00
WATERE / Water Environment Federation	37030	11/13/2009	1	PAYT111009	003072	BILL STUFF	325.50
WATERE Subtotal :							325.50
WILLIA / S. L. Williamson Company, Inc.	37031	11/13/2009	1	00043000	003072		50.60
WILLIA Subtotal :							50.60
WILSO6 / Robert C. Wilson	37032	11/13/2009	1	PAYT110509	003072	TOILET REB	300.00
WILSO6 Subtotal :							300.00

Albemarle County Service Authority
 Complete Check Register
 Current File, 11/01/09 to 11/13/09
 All Accounts, Sessions 000000 to 003077

Date:

Payment / Vendor

Information	Check	Ck Date	Prity	Invoice	Session	Reference	Amount
WORLDV / WorldView Solutions, Inc.	37033	11/13/2009	1	10689	003072	PO#7927	1600.00
WORLDV Subtotal :							1600.00
USPS / U.S. Postal Service	37034	11/13/2009	1	PAYT110309	003076	A-38311585	1500.00
USPS Subtotal :							1500.00
Total For Check Account:				201-200-084			261781.45
Check Register Total :							263155.27
RIVAN2/Rivanna Water & Sewer Authority		11/10/2009		Bulk Water & Sewer Transfer			936464.57
Check Register & Wire Total:							1199619.84

Albemarle County Service Authority
 Complete Check Register
 Current File, 11/16/09 to 11/30/09
 All Accounts, Sessions 000000 to 003087

Date:

Payment / Vendor

Information	Check	Ck Date	Prty	Invoice	Session	Reference	Amount
Checking Account:	100-100-020						
ACAC / ACAC Fitness & Wellness	28185	11/30/2009	1	PAYT111909	003085	A-RESP117	198.00
	ACAC Subtotal :						198.00
COUNT1 / County of Albemarle	28186	11/30/2009	1	DPRE113009	003085	DENTAL PRE	754.52
COUNT1 / County of Albemarle	28186	11/30/2009	1	HPRE113009	003085	HEALTH PRE	1885.92
	COUNT1 Subtotal :						2640.44
HBESKI / Herbert L. Beskin, Trustee	28187	11/30/2009	1	PAYT111909	003085		1051.00
	HBESKI Subtotal :						1051.00
TREAS4 / Treasurer of Virginia	28188	11/30/2009	1	PAYT111909	003085		623.32
	TREAS4 Subtotal :						623.32
THELIN / The Lincoln National Life Insuran	28189	11/30/2009	M	LTST1209	003087	AALCSBL739	334.54
	THELIN Subtotal :						334.54
MINNES / Minnesota Life Insurance Company	28192	11/30/2009	M	PAYT112509	003087	OPT. LIFE	107.16
	MINNES Subtotal :						107.16
MARTHA / Martha Jefferson Hospital	28193	11/30/2009	M	REISS28138	003087		258.92
MARTHA / Martha Jefferson Hospital	28193	11/30/2009	M	REISS28143	003087		258.92
	MARTHA Subtotal :						517.84
	Total For Check Account:				100-100-020		5472.30

Checking Account: 100-100-030

THELIN / The Lincoln National Life Insuran	37104	11/30/2009	M	STLT1209	003087	AALCSBL739	389.54
	THELIN Subtotal :						389.54
MINNES / Minnesota Life Insurance Company	37105	11/30/2009	M	LIFE113009	003087	LIFE INS.	220.80

Albemarle County Service Authority
 Complete Check Register
 Current File, 11/16/09 to 11/30/09
 All Accounts, Sessions 000000 to 003087

Date:
 Payment / Vendor
 Information

Check	Ck Date	Prity	Invoice	Session	Reference	Amount
MINNES Subtotal :						220.80
Total For Check Account:			100-100-030			610.34
Checking Account: 140-104-030						
COUNT2 / County of Albemarle	37035	11/17/2009 M	PAYT111609	003078	EROSION	150.00
COUNT2 Subtotal :						150.00
COUNT2 / County of Albemarle	37036	11/17/2009 M	PAY111609	003078	SITE PLAN	410.00
COUNT2 Subtotal :						410.00
Total For Check Account:			140-104-030			560.00
Checking Account: 201-200-084						
/ ** ALIGNMENT **	37037	11/30/2009 S	ALIGNMENT		ALIGNMENT	0.00
Subtotal :						0.00
ADVANO / Advantage Office Systems	37038	11/30/2009 1	26587	003086		162.99
ADVANO Subtotal :						162.99
AGDILL / A. G. Dillard, Inc.	37039	11/30/2009 1	BOARSH#8	003086	SPO#7890	11276.50
AGDILL Subtotal :						11276.50
AIRECO / Aireco Supply, Inc.	37040	11/30/2009 1	1994222-00	003086		32.74
AIRECO / Aireco Supply, Inc.	37040	11/30/2009 1	2001202-00	003086		42.73
AIRECO Subtotal :						75.47
ALLIED / Allied Concrete Company	37041	11/30/2009 1	000496896	003086		304.00
ALLIED / Allied Concrete Company	37041	11/30/2009 1	000496897	003086		304.00
ALLIED Subtotal :						608.00
AMERIS / AmeriSci Richmond	37042	11/30/2009 1	109111105	003086		11.00
AMERIS / AmeriSci Richmond	37042	11/30/2009 1	109111247	003086		5.50

Albemarle County Service Authority
 Complete Check Register
 Current File, 11/16/09 to 11/30/09
 All Accounts, Sessions 000000 to 003087

Date:

Payment / Vendor

Information	Check	Ck Date	Prity	Invoice	Session	Reference	Amount
AMERIS Subtotal :							16.50
APPALA / Appalachian Power	37043	11/30/2009	1	RT7951009	003086	0229422570	29.45
APPALA Subtotal :							29.45
ATT / AT & T	37044	11/30/2009	1	NOV09	003086	4349774511	210.99
ATT Subtotal :							210.99
BATTER / Batteries Plus #196	37045	11/30/2009	1	196-206494	003086		34.99
BATTER Subtotal :							34.99
BOBS / Bob's Wheel Alignment, Inc.	37046	11/30/2009	1	26784	003086		39.50
BOBS Subtotal :							39.50
Employee	37047	11/30/2009	1	CAFE111209	003086	MED REIMB.	37.48
Subtotal :							37.48
BREWCO / Brewco Pipe & Supply, Inc.	37048	11/30/2009	1	7233	003086	PO#7929	2208.22
BREWCO Subtotal :							2208.22
CAPITA / Capital Lighting & Supply	37049	11/30/2009	1	006057592	003086		39.83
CAPITA Subtotal :							39.83
CARTER / Carter Machinery Company, Inc.	37050	11/30/2009	1	6151919	003086		47.50
CARTER Subtotal :							47.50
CHARL4 / Charlottesville Truck Repair, Inc	37051	11/30/2009	1	060705	003086		16.00
CHARL4 / Charlottesville Truck Repair, Inc	37051	11/30/2009	1	060709	003086		20.24
CHARL4 / Charlottesville Truck Repair, Inc	37051	11/30/2009	1	060710	003086		36.24
CHARL4 / Charlottesville Truck Repair, Inc	37051	11/30/2009	1	060754	003086		51.00
CHARL4 Subtotal :							123.48
CHICAG / Chicago Title Insurance Company	37052	11/30/2009	1	2971-00563	003086	1041-000	299.00

Albemarle County Service Authority
 Complete Check Register
 Current File, 11/16/09 to 11/30/09
 All Accounts, Sessions 000000 to 003087

Date:
 Payment / Vendor
 Information

Check	Ck Date	Prity	Invoice	Session	Reference	Amount
CHICAG Subtotal :						299.00
CITY1 / City of Charlottesville	37053	11/30/2009	1	PETER1109	003086 A-1023050	10.00
CITY1 / City of Charlottesville	37053	11/30/2009	1	SHOP1209	003086 A-1020814	82.12
CITY1 Subtotal :						92.12
CMCSUP / CMC Supply, Inc.	37054	11/30/2009	1	S2056684-1	003086 PO#7916	308.00
CMCSUP / CMC Supply, Inc.	37054	11/30/2009	1	S2056684-2	003086 PO#7916	924.00
CMCSUP Subtotal :						1232.00
COUNT1 / County of Albemarle	37055	11/30/2009	1	113009DPRE	003086 DENTAL PRE	1734.56
COUNT1 / County of Albemarle	37055	11/30/2009	1	113009HPRE	003086 HEALTH PRE	6750.28
COUNT1 / County of Albemarle	37055	11/30/2009	1	HOSP113009	003086 HOSPITALIZ	40476.16
COUNT1 Subtotal :						48961.00
COUNT2 / County of Albemarle	37056	11/30/2009	1	2100421	003086	210.80
COUNT2 Subtotal :						210.80
DANIEL / Daniel's	37057	11/30/2009	1	16775	003086 PO#7931	1055.40
DANIEL Subtotal :						1055.40
DAVISD / Doris Davis	37058	11/30/2009	1	PAYT111909	003086 TOILET REB	100.00
DAVISD Subtotal :						100.00
DEWBER / Dewberry & Davis, Inc.	37059	11/30/2009	1	653843	003086 SPO#7945	6837.00
DEWBER / Dewberry & Davis, Inc.	37059	11/30/2009	1	946640	003086 SPO#7907	5899.50
DEWBER Subtotal :						12736.50
DITCHW / Ditch Witch of Roanoke, Inc.	37060	11/30/2009	1	REQ7937	003086 PO#7937	3260.40
DITCHW Subtotal :						3260.40
DOMIN3 / Dominion Virginia Power	37061	11/30/2009	1	BARRDEC09	003086 3816467504	1532.83
DOMIN3 / Dominion Virginia Power	37061	11/30/2009	1	CSHOPOCT09	003086 4589780156	74.26

Albemarle County Service Authority
 Complete Check Register
 Current File, 11/16/09 to 11/30/09
 All Accounts, Sessions 000000 to 003087

Date:

Payment / Vendor

Information	Check	Ck Date	Prity	Invoice	Session	Reference	Amount
DOMIN3 / Dominion Virginia Power	37061	11/30/2009	1	FAULCNOV09	003086	9722152502	8.51
DOMIN3 / Dominion Virginia Power	37061	11/30/2009	1	OLDFDEC09	003086	9634630009	119.78
DOMIN3 / Dominion Virginia Power	37061	11/30/2009	1	OLDNOV09	003086	1450713233	165.60
DOMIN3 / Dominion Virginia Power	37061	11/30/2009	1	ROOKNOV09	003086	5666293393	6.75
DOMIN3 / Dominion Virginia Power	37061	11/30/2009	1	RT250NOV09	003086	0771930005	91.12
DOMIN3 / Dominion Virginia Power	37061	11/30/2009	1	WINTENOV09	003086	0945818763	25.83
DOMIN3 Subtotal :							2024.68
ECKSUP / Eck Supply	37062	11/30/2009	1	08580843	003086		290.02
ECKSUP Subtotal :							290.02
FERGUS / Ferguson Enterprises, Inc.	37063	11/30/2009	1	1660882-1	003086		6.03
FERGUS / Ferguson Enterprises, Inc.	37063	11/30/2009	1	1660894	003086		265.01
FERGUS / Ferguson Enterprises, Inc.	37063	11/30/2009	1	1661316	003086		37.94
FERGUS / Ferguson Enterprises, Inc.	37063	11/30/2009	1	1663088	003086		56.91
FERGUS / Ferguson Enterprises, Inc.	37063	11/30/2009	1	1663590	003086		3.51
FERGUS / Ferguson Enterprises, Inc.	37063	11/30/2009	1	1663642	003086		9.86
FERGUS Subtotal :							379.26
FISHE1 / Fisher Scientific	37064	11/30/2009	1	PAYT111309	003086	021947-001	31.29
FISHE1 Subtotal :							31.29
Employee	37065	11/30/2009	1	CAFE111909	003086	MED REIMB.	31.43
Subtotal :							31.43
HDSUPP / HD Supply Waterworks, Ltd.	37066	11/30/2009	1	9695177	003086	PO#7930	266.14
HDSUPP / HD Supply Waterworks, Ltd.	37066	11/30/2009	1	9717707	003086	PO#7930	412.40
HDSUPP / HD Supply Waterworks, Ltd.	37066	11/30/2009	1	9744925	003086	PO#7930	528.36
HDSUPP / HD Supply Waterworks, Ltd.	37066	11/30/2009	1	9745003	003086	PO#7930	348.92
HDSUPP / HD Supply Waterworks, Ltd.	37066	11/30/2009	1	9759688	003086	PO#7930	1001.28

Albemarle County Service Authority
 Complete Check Register
 Current File, 11/16/09 to 11/30/09
 All Accounts, Sessions 000000 to 003087

Date:

Payment / Vendor

Information	Check	Ck Date	Prity	Invoice	Session	Reference	Amount
HDSUPP Subtotal :							2557.10
Employee	37067	11/30/2009	1	CAFE112009	003086	MED REIMB.	80.00
Subtotal :							80.00
HODGSO / Thomas Hodgson	37068	11/30/2009	1	PAYT111609	003086	TOILET REB	100.00
HODGSO Subtotal :							100.00
INTRAS / Intrastate Pest Control Co., Inc.	37069	11/30/2009	1	484744	003086		48.00
INTRAS Subtotal :							48.00
JAMES / James River Solutions	37070	11/30/2009	1	308850	003086		1364.07
JAMES / James River Solutions	37070	11/30/2009	1	308859	003086		601.71
JAMES / James River Solutions	37070	11/30/2009	1	309167	003086		952.45
JAMES / James River Solutions	37070	11/30/2009	1	309172	003086		711.76
JAMES Subtotal :							3629.99
LUCKST / Luck Stone Corporation	37071	11/30/2009	1	916864	003086		141.08
LUCKST / Luck Stone Corporation	37071	11/30/2009	1	916994	003086		145.74
LUCKST Subtotal :							286.82
MARSH1 / Wayne Marshall	37072	11/30/2009	1	PAYT111609	003086		190.80
MARSH1 Subtotal :							190.80
MILLER / Miller's Office Products	37073	11/30/2009	1	228557	003086		41.03
MILLER / Miller's Office Products	37073	11/30/2009	1	229296	003086		22.71
MILLER / Miller's Office Products	37073	11/30/2009	1	232002	003086		24.90
MILLER Subtotal :							88.64
MINTPR / Mint Printing & Supply, Inc.	37074	11/30/2009	1	387336	003086		14.85
MINTPR Subtotal :							14.85
NEILL / Steven Neill	37075	11/30/2009	1	PAYT111609	003086	TOILET REB	142.20

Albemarle County Service Authority
 Complete Check Register
 Current File, 11/16/09 to 11/30/09
 All Accounts, Sessions 000000 to 003087

Date:

Payment / Vendor

Information	Check	Ck Date	Prity	Invoice	Session	Reference	Amount
					NEILL Subtotal :		142.20
OFFICE / Office Depot Credit Plan	37076	11/30/2009	1	NOV09	003086	ON ACCOUNT	560.18
					OFFICE Subtotal :		560.18
PACKNM / Pack 'N' Mail	37077	11/30/2009	1	OCT09	003086	ACCOUNT1	74.64
					PACKNM Subtotal :		74.64
PALMER / George C. Palmer, III	37078	11/30/2009	1	PAYT111909	003086	TOILET REB	200.00
					PALMER Subtotal :		200.00
PAYNEC / Charles E. Payne	37079	11/30/2009	1	PAYT111609	003086	TOILET REB	200.00
					PAYNEC Subtotal :		200.00
PLPOWE / P & L Power Equipment	37080	11/30/2009	1	14686	003086		22.40
					PLPOWE Subtotal :		22.40
POLANO / Renata Polanowska-Grabowska	37081	11/30/2009	1	PAYT111909	003086	TOILET REB	299.84
					POLANO Subtotal :		299.84
RAPPAH / Rappahannock Electric Cooperative	37082	11/30/2009	1	BRIAR1009	003086	7397720000	55.05
RAPPAH / Rappahannock Electric Cooperative	37082	11/30/2009	1	NRIVAN1009	003086	6397720000	113.03
					RAPPAH Subtotal :		168.08
RIVAN2 / Rivanna Water & Sewer Authority	37083	11/30/2009	1	07308	003086		257.30
					RIVAN2 Subtotal :		257.30
Employee	37084	11/30/2009	1	CAFE111309	003086	MED REIMB.	45.85
					Subtotal :		45.85
SAFEWA / Safeware, Inc.	37085	11/30/2009	1	3158436	003086		479.02
					SAFEWA Subtotal :		479.02
SPECIA / Specialty Fasteners of Ch'ville	37086	11/30/2009	1	145477	003086		72.53

Albemarle County Service Authority
 Complete Check Register
 Current File, 11/16/09 to 11/30/09
 All Accounts, Sessions 000000 to 003087

Date:

Payment / Vendor

Information	Check	Ck Date	Prty	Invoice	Session	Reference	Amount
SPECIA / Specialty Fasteners of Ch'ville	37086	11/30/2009	1	145582	003086		1.95
SPECIA Subtotal :							74.48
SPRINT / CenturyLink	37087	11/30/2009	1	CHILL1109	003086	4340100113	78.00
SPRINT / CenturyLink	37087	11/30/2009	1	EDNAM1109	003086	4340100312	117.00
SPRINT / CenturyLink	37087	11/30/2009	1	MAIN1109	003086	4349774511	743.60
SPRINT / CenturyLink	37087	11/30/2009	1	MOS1209	003086	4342959260	40.84
SPRINT / CenturyLink	37087	11/30/2009	1	SAND1209	003086	4349791184	37.47
SPRINT Subtotal :							1016.91
SUPPLY / The Supply Room Companies, Inc.	37088	11/30/2009	1	1318802-0	003086		152.44
SUPPLY / The Supply Room Companies, Inc.	37088	11/30/2009	1	1322395-0	003086		35.82
SUPPLY Subtotal :							188.26
TREAS3 / Treasurer of Virginia - VRS	37089	11/30/2009	1	LIFE1109	003086	LIFE INS.	1897.37
TREAS3 / Treasurer of Virginia - VRS	37089	11/30/2009	1	RETIRE1109	003086	RETIREMENT	32111.19
TREAS3 Subtotal :							34008.56
TTRUCK / Truck Parts East	37090	11/30/2009	1	115744	003086		47.11
TTRUCK Subtotal :							47.11
UNIFIR / UniFirst Corporation	37091	11/30/2009	1	2020583039	003086		420.00
UNIFIR / UniFirst Corporation	37091	11/30/2009	1	2020583827	003086		438.75
UNIFIR Subtotal :							858.75
USPOST / U. S. Postmaster	37092	11/30/2009	1	PAYT111809	003086	PERMIT 205	9000.00
USPOST Subtotal :							9000.00
USPS / U.S. Postal Service	37093	11/30/2009	1	PAYT111809	003086	A-38311585	1500.00
USPS Subtotal :							1500.00
VALLEY / Valley Office Machines	37094	11/30/2009	1	221533	003086		500.00
VALLEY Subtotal :							500.00
VAPUBL / Virginia Public Works Equipment C	37095	11/30/2009	1	16336	003086	PO#7935	3750.00
VAPUBL Subtotal :							3750.00

Albemarle County Service Authority
 Complete Check Register
 Current File, 11/16/09 to 11/30/09
 All Accounts, Sessions 000000 to 003087

Date:

Payment / Vendor

Information	Check	Ck Date	Prty	Invoice	Session	Reference	Amount
VAUTIL / Virginia Utility Protection Servi	37096	11/30/2009	1	10090003	003086		783.00
VAUTIL Subtotal :							783.00
VERIZO / Verizon Wireless	37097	11/30/2009	1	6342312882	003086	212895986	942.25
VERIZO Subtotal :							942.25
WALTHER / David Walther	37098	11/30/2009	1	PAYT111609	003086	TOILET REB	200.00
WALTHER Subtotal :							200.00
WATER2 / Water Environment Federation	37099	11/30/2009	1	PAYT111609	003086		105.00
WATER2 Subtotal :							105.00
WHITET / White Tire, Inc.	37100	11/30/2009	1	137699	003086		148.35
WHITET / White Tire, Inc.	37100	11/30/2009	1	174554	003086		17.99
WHITET Subtotal :							166.34
WHITMA / Whitman, Requardt & Associates, L	37101	11/30/2009	1	1-46480-01	003086	SPO#7944	5464.46
WHITMA / Whitman, Requardt & Associates, L	37101	11/30/2009	1	12-4646600	003086	SPO#7898	108110.38
WHITMA Subtotal :							113574.84
WILLIA / S. L. Williamson Company, Inc.	37102	11/30/2009	1	00043066	003086		457.05
WILLIA Subtotal :							457.05
YANCEY / Robert Yancey	37103	11/30/2009	1	PAYT111609	003086	TOILET REB	300.00
YANCEY Subtotal :							300.00
Total For Check Account:				201-200-084			262533.06
Check Register Total :							269175.70